



POINT EDWARD POLICE SERVICES BOARD

DETACHMENT COMMANDER

C.C. (CHRIS) AVERY

Nov / Dec 2019

PEPSB

CALLS FOR SERVICE BILLING WORKGROUPS



Drugs Includes trafficking, production, and importation of drugs including marihuana, cocaine, heroin, crystal meth or other controlled substances. It also includes occurrences related to indoor/outdoor grow labs.

Drug Possession Includes all occurrences where the most serious violation is possession of marihuana, cocaine, heroin, crystal meth or other controlled substance. It also includes other minor drug related offences.

Operational calls for service are non-criminal events that police attend to. These include animal complaints, non-criminal domestic disturbances, missing persons, noise complaints, property – lost or found, sudden deaths, and assist public calls.

Operational 2 Includes false alarms, keep the peace and 911 calls/911 hang-ups. Due to the higher frequency of these calls, they have been separated out from the 'Operational' category and allocated a lower time standard. Traffic incidents are excluded.

Other Criminal Code Violations The majority of offences counted in the Other Criminal Code Offences group are criminal offences that are not directed to people or related to property. It is similar to the group that Statistics Canada uses when reporting 'Other Criminal Code'. These include prostitution, offensive weapons, bail violations, counterfeiting, disturb the peace, indecent acts, breach of probation, and bribery.

Property Crime Violations This category is similar to the group that Statistics Canada uses when reporting 'Property Crimes'. These include arson, break and enter, theft, possession of stolen goods, mischief, identity theft, and some frauds.

Statutes & Acts Includes provincial statutes, primarily the Mental Health Act, Landlord Tenant Act and Trespass to property offences. It also includes custody dispute calls.

Traffic Includes motor vehicle collisions of all severities (property damage, personal injury and fatalities) and road rage incidents reported to police.

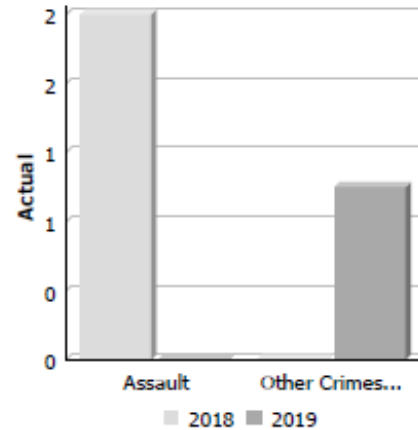
Violent Crimes The majority of offences counted in the Violent Crimes group are crimes against persons. This category is similar to the group that Statistics Canada uses when reporting 'Violent Crimes'. These include homicides, attempted murders, assaults, threats and robberies.

Point Edward OPP RECORDS MANAGEMENT

Police Services Board Report for POINT EDWARD OPP Records Management System November - 2019

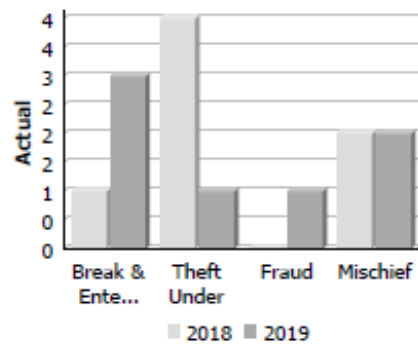
Violent Crime

Actual	November			Year to Date - November		
	2018	2019	% Change	2018	2019	% Change
Murder	0	0	--	0	0	--
Other Offences Causing Death	0	0	--	0	0	--
Attempted Murder	0	0	--	0	0	--
Sexual Assault	0	0	--	2	1	-50.0%
Assault	2	0	-100.0%	6	6	0.0%
Abduction	0	0	--	1	0	-100.0%
Robbery	0	0	--	1	0	-100.0%
Other Crimes Against a Person	0	1	--	3	6	100.0%
Total	2	1	-50.0%	13	13	0.0%



Property Crime

Actual	November			Year to Date - November		
	2018	2019	% Change	2018	2019	% Change
Arson	0	0	--	0	0	--
Break & Enter	1	3	200.0%	8	15	87.5%
Theft Over	0	0	--	3	1	-66.7%
Theft Under	4	1	-75.0%	56	28	-50.0%
Have Stolen Goods	0	0	--	1	1	0.0%
Fraud	0	1	--	8	5	-37.5%
Mischief	2	2	0.0%	16	31	93.8%
Total	7	7	0.0%	92	81	-12.0%



Drug Crime

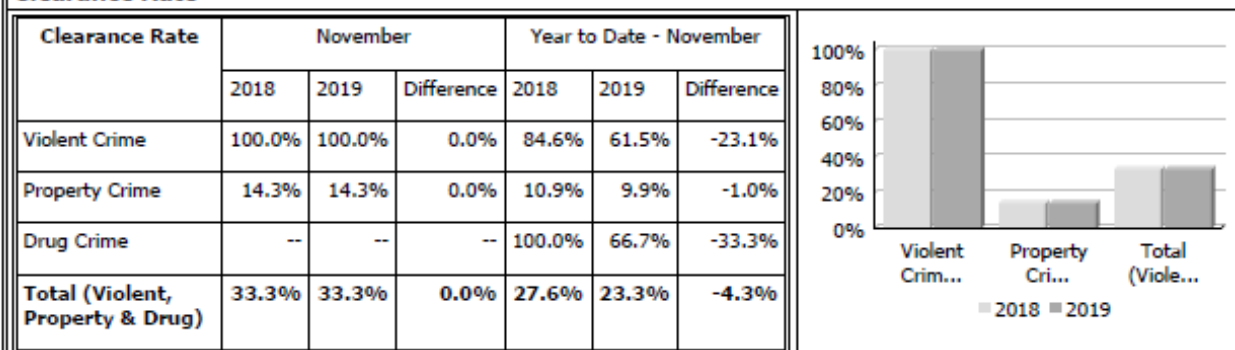
Actual	November			Year to Date - November		
	2018	2019	% Change	2018	2019	% Change
Possession	0	0	--	8	3	-62.5%
Trafficking	0	0	--	1	0	-100.0%
Importation and Production	0	0	--	0	0	--
Total	0	0	--	9	3	-66.7%



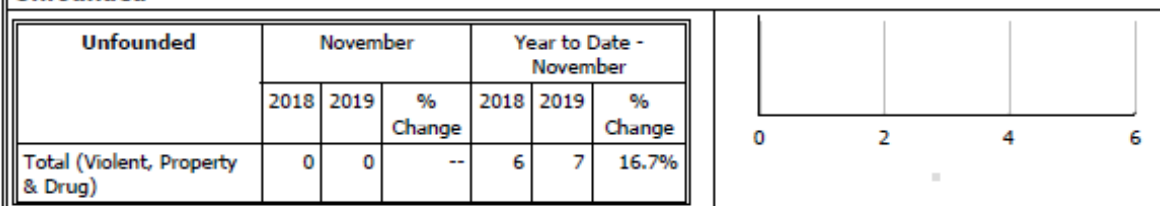
Point Edward OPP RECORDS MANAGEMENT

Police Services Board Report for POINT EDWARD OPP Records Management System November - 2019

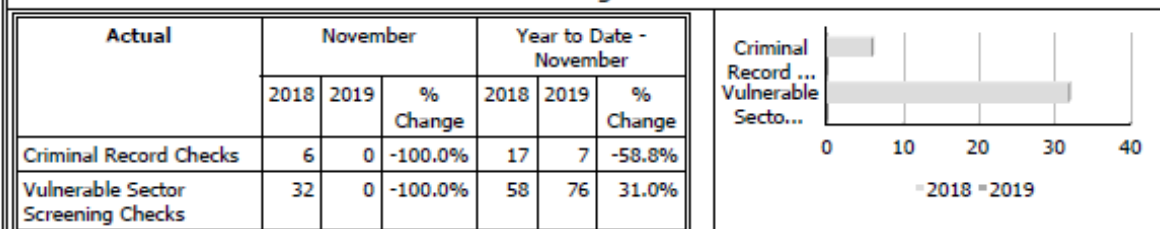
Clearance Rate



Unfounded



Criminal Record and Vulnerable Sector Screening Checks



Data contained within this report is dynamic in nature and numbers will change over time as the Ontario Provincial Police continue to investigate and solve crime.

Data Utilized

- Major Crimes
- Niche RMS All Offence Level Business Intelligence Cube

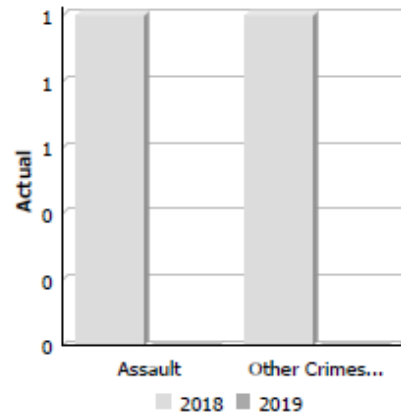
Report Generated on:
Jan 6, 2020 2:58:17 PM

Point Edward OPP RECORDS MANAGEMENT

Police Services Board Report for POINT EDWARD OPP Records Management System December - 2019

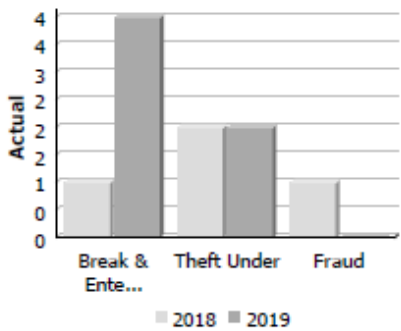
Violent Crime

Actual	December			Year to Date - December		
	2018	2019	% Change	2018	2019	% Change
Murder	0	0	--	0	0	--
Other Offences Causing Death	0	0	--	0	0	--
Attempted Murder	0	0	--	0	0	--
Sexual Assault	0	0	--	2	1	-50.0%
Assault	1	0	-100.0%	7	6	-14.3%
Abduction	0	0	--	1	0	-100.0%
Robbery	0	0	--	1	0	-100.0%
Other Crimes Against a Person	1	0	-100.0%	4	6	50.0%
Total	2	0	-100.0%	15	13	-13.3%



Property Crime

Actual	December			Year to Date - December		
	2018	2019	% Change	2018	2019	% Change
Arson	0	0	--	0	0	--
Break & Enter	1	4	300.0%	9	19	111.1%
Theft Over	0	0	--	3	1	-66.7%
Theft Under	2	2	0.0%	58	30	-48.3%
Have Stolen Goods	0	0	--	1	1	0.0%
Fraud	1	0	-100.0%	9	5	-44.4%
Mischief	0	0	--	16	31	93.8%
Total	4	6	50.0%	96	87	-9.4%



Drug Crime

Actual	December			Year to Date - December		
	2018	2019	% Change	2018	2019	% Change
Possession	0	0	--	8	3	-62.5%
Trafficking	0	0	--	1	0	-100.0%
Importation and Production	0	0	--	0	0	--
Total	0	0	--	9	3	-66.7%

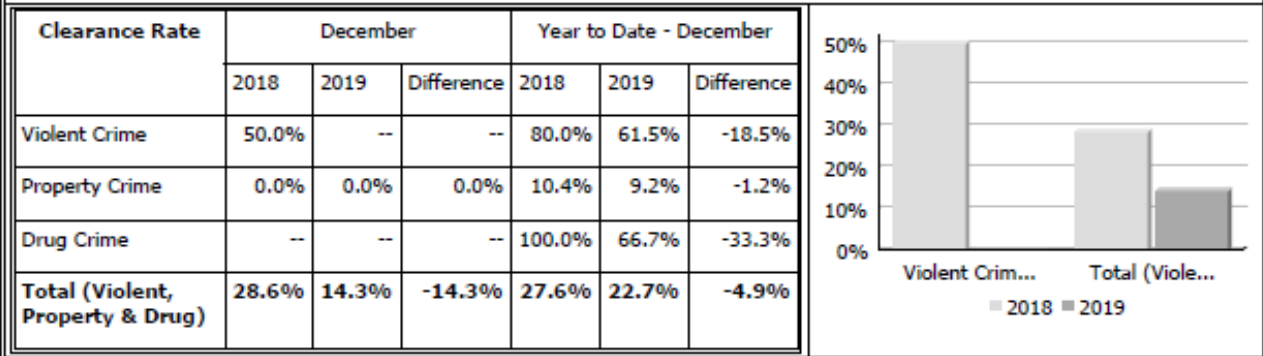


Report Generated on:
Jan 6, 2020 2:59:03 PM

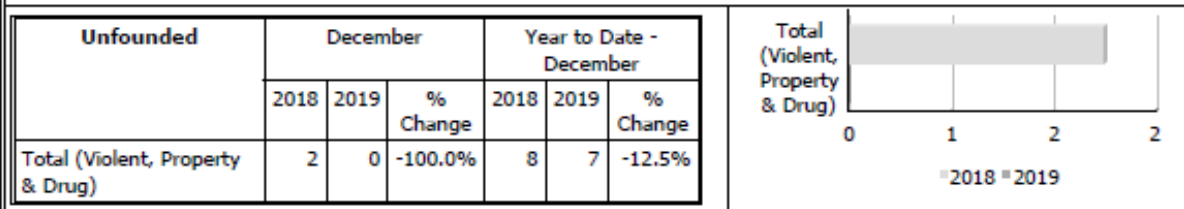
Point Edward OPP RECORDS MANAGEMENT

Police Services Board Report for POINT EDWARD OPP Records Management System December - 2019

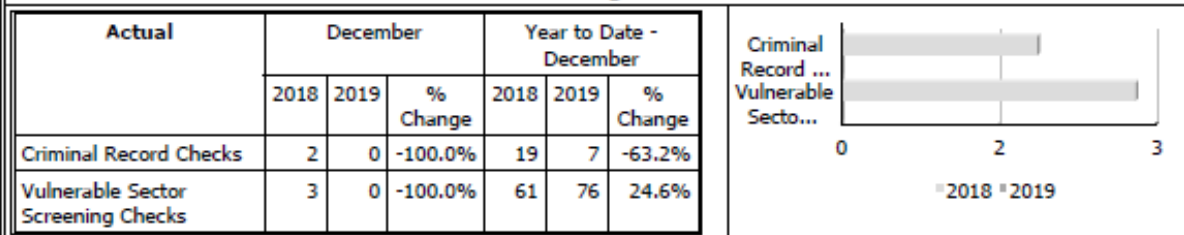
Clearance Rate



Unfounded



Criminal Record and Vulnerable Sector Screening Checks



Data contained within this report is dynamic in nature and numbers will change over time as the Ontario Provincial Police continue to investigate and solve crime.

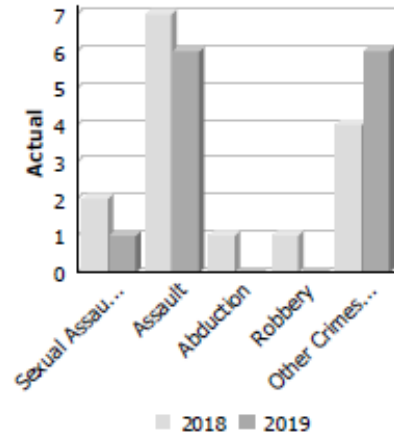
Data Utilized

- Major Crimes
- Niche RMS All Offence Level Business Intelligence Cube

Police Services Board Report for POINT EDWARD OPP
Records Management System
January to December - 2019

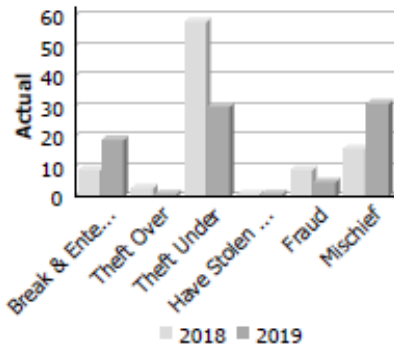
Violent Crime

Actual	January to December			Year to Date - December		
	2018	2019	% Change	2018	2019	% Change
Murder	0	0	--	0	0	--
Other Offences Causing Death	0	0	--	0	0	--
Attempted Murder	0	0	--	0	0	--
Sexual Assault	2	1	-50.0%	2	1	-50.0%
Assault	7	6	-14.3%	7	6	-14.3%
Abduction	1	0	-100.0%	1	0	-100.0%
Robbery	1	0	-100.0%	1	0	-100.0%
Other Crimes Against a Person	4	6	50.0%	4	6	50.0%
Total	15	13	-13.3%	15	13	-13.3%



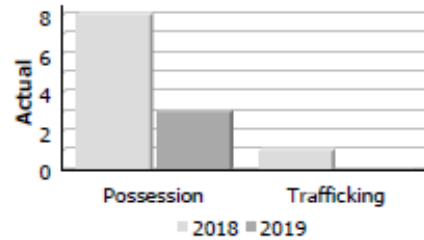
Property Crime

Actual	January to December			Year to Date - December		
	2018	2019	% Change	2018	2019	% Change
Arson	0	0	--	0	0	--
Break & Enter	9	19	111.1%	9	19	111.1%
Theft Over	3	1	-66.7%	3	1	-66.7%
Theft Under	58	30	-48.3%	58	30	-48.3%
Have Stolen Goods	1	1	0.0%	1	1	0.0%
Fraud	9	5	-44.4%	9	5	-44.4%
Mischief	16	31	93.8%	16	31	93.8%
Total	96	87	-9.4%	96	87	-9.4%

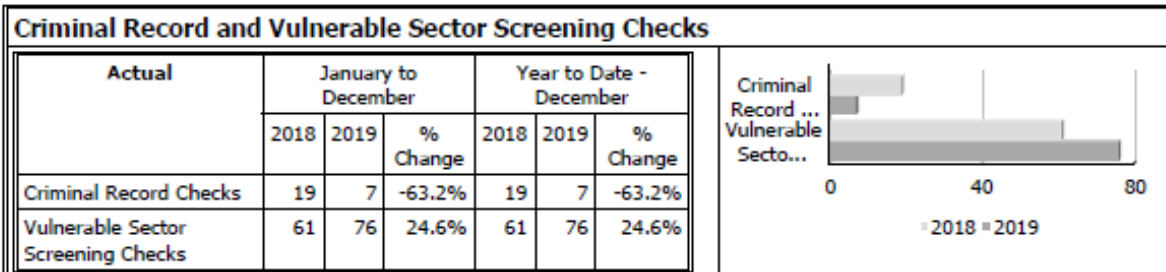
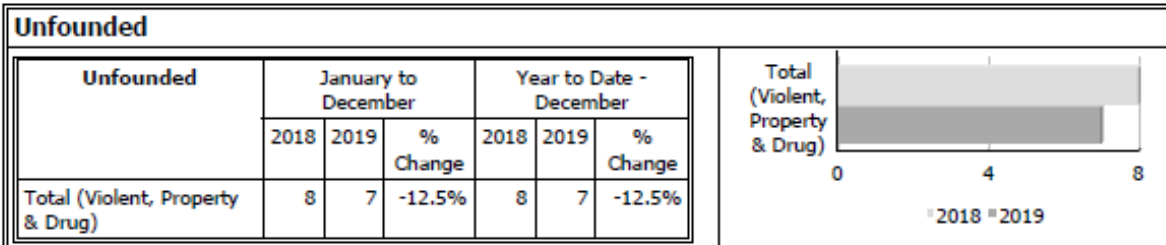
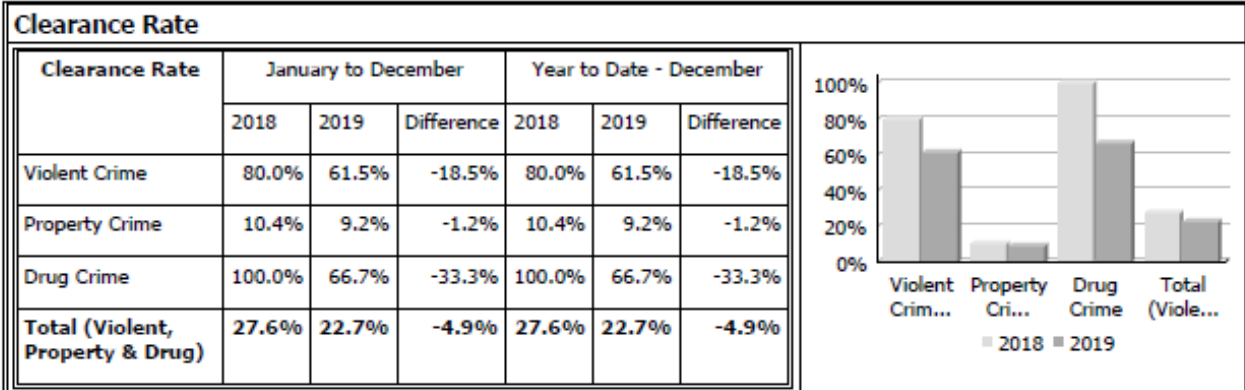


Drug Crime

Actual	January to December			Year to Date - December		
	2018	2019	% Change	2018	2019	% Change
Possession	8	3	-62.5%	8	3	-62.5%
Trafficking	1	0	-100.0%	1	0	-100.0%
Importation and Production	0	0	--	0	0	--
Total	9	3	-66.7%	9	3	-66.7%



Police Services Board Report for POINT EDWARD OPP
Records Management System
January to December - 2019



Data contained within this report is dynamic in nature and numbers will change over time as the Ontario Provincial Police continue to investigate and solve crime.

Data Utilized

- Major Crimes
- Niche RMS All Offence Level Business Intelligence Cube

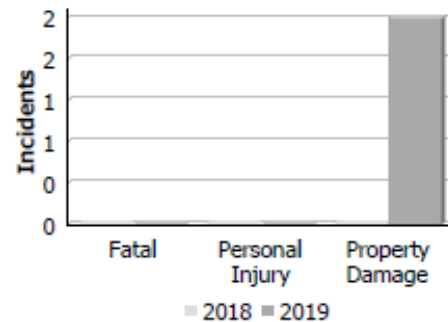
Report Generated on:
 Jan 6, 2020 2:59:31 PM

Point Edward OPP COLLISION REPORTING

Police Services Board Report for POINT EDWARD OPP Collision Reporting System November - 2019

Motor Vehicle Collisions by Type

Incidents	November			Year to Date - November		
	2018	2019	% Change	2018	2019	% Change
Fatal	0	0	--	0	0	--
Personal Injury	0	0	--	2	0	-100.0%
Property Damage	0	2	--	23	18	-21.7%
Total	0	2	--	25	18	-28.0%



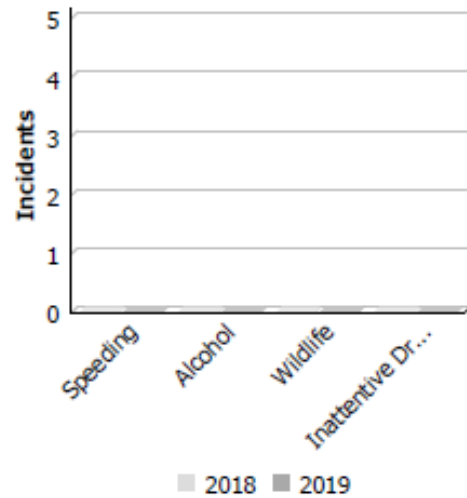
Fatalities in Detachment Area

Incidents		November			Year to Date - November		
		2018	2019	% Change	2018	2019	% Change
Motor Vehicle Collision	Fatal Incidents	0	0	--	0	0	--
	Alcohol Related	0	0	--	0	0	--
Off-Road Vehicle	Fatal Incidents	0	0	--	0	0	--
	Alcohol Related	0	0	--	0	0	--
Motorized Snow Vehicle	Fatal Incidents	0	0	--	0	0	--
	Alcohol Related	0	0	--	0	0	--
Persons Killed		November			Year to Date - November		
		2018	2019	% Change	2018	2019	% Change
Motor Vehicle Collision		0	0	--	0	0	--
Off-Road Vehicle		0	0	--	0	0	--
Motorized Snow Vehicle		0	0	--	0	0	--

Police Services Board Report for POINT EDWARD OPP
Collision Reporting System
November - 2019

Primary Causal Factors in Fatal Motor Vehicle Collisions

Incidents	November			Year to Date - November		
	2018	2019	% Change	2018	2019	% Change
Speeding as a contributing factor	0	0	0	0	0	0
Where alcohol is involved	0	0	0	0	0	0
Wildlife as a contributing factor	0	0	0	0	0	0
Inattentive driver as a contributing factor	0	0	0	0	0	0
Persons Killed	November			Year to Date - November		
	2018	2019	% Change	2018	2019	% Change
Seatbelt as a contributing factor	0	0	0	0	0	0



Data Utilized

- SQL online application reporting system – OPP CRS 2.3.09
- Collision Reporting System Business Intelligence Cube

Detachment: 6M - LAMBTON

Location code(s): 6M60-LAMBTON (Point Edward), 6M61-LAMBTON(Point Edward (MI))

Data source date:

Report Generated by:

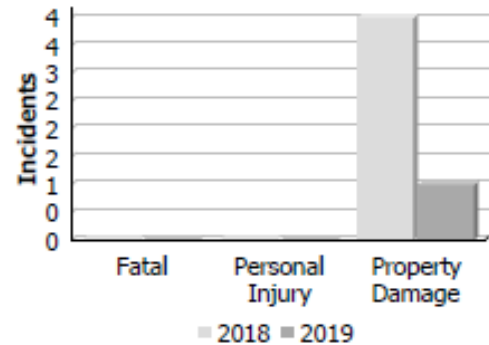
Report Generated on:

Point Edward OPP COLLISION REPORTING

Police Services Board Report for POINT EDWARD OPP Collision Reporting System December - 2019

Motor Vehicle Collisions by Type

Incidents	December			Year to Date - December		
	2018	2019	% Change	2018	2019	% Change
Fatal	0	0	--	0	0	--
Personal Injury	0	0	--	2	0	-100.0%
Property Damage	4	1	-75.0%	27	19	-29.6%
Total	4	1	-75.0%	29	19	-34.5%



Fatalities in Detachment Area

Incidents		December			Year to Date - December		
		2018	2019	% Change	2018	2019	% Change
Motor Vehicle Collision	Fatal Incidents	0	0	--	0	0	--
	Alcohol Related	0	0	--	0	0	--
Off-Road Vehicle	Fatal Incidents	0	0	--	0	0	--
	Alcohol Related	0	0	--	0	0	--
Motorized Snow Vehicle	Fatal Incidents	0	0	--	0	0	--
	Alcohol Related	0	0	--	0	0	--
Persons Killed		December			Year to Date - December		
		2018	2019	% Change	2018	2019	% Change
Motor Vehicle Collision		0	0	--	0	0	--
Off-Road Vehicle		0	0	--	0	0	--
Motorized Snow Vehicle		0	0	--	0	0	--

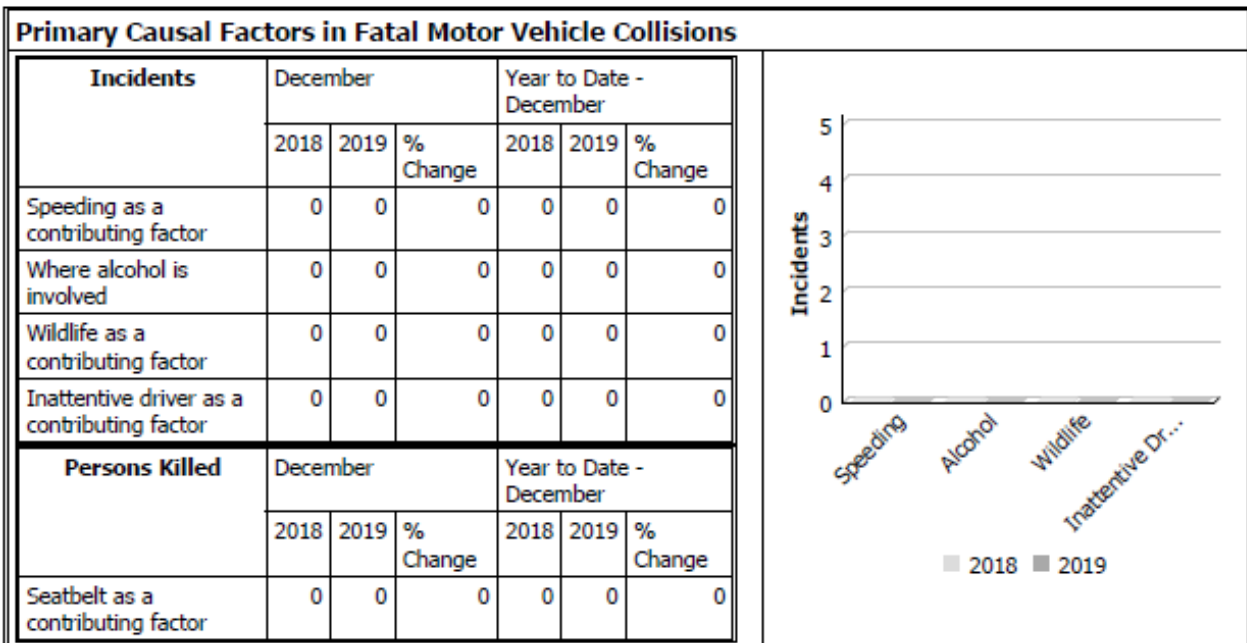
Detachment: 6M - LAMBTON

Location code(s): 6M60-LAMBTON (Point Edward), 6M61-LAMBTON(Point Edward (MI))

Data source date:

Report Generated by:

Report Generated on:



Data Utilized

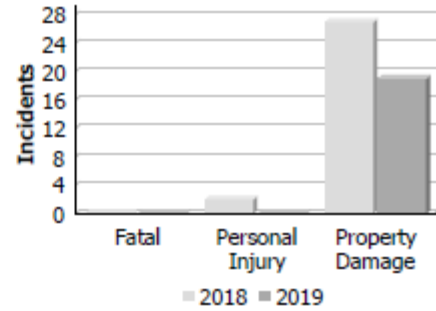
- SQL online application reporting system – OPP CRS 2.3.09
- Collision Reporting System Business Intelligence Cube

Report Generated on:

Police Services Board Report for POINT EDWARD OPP
Collision Reporting System
January to December - 2019

Motor Vehicle Collisions by Type

Incidents	January to December			Year to Date - December		
	2018	2019	% Change	2018	2019	% Change
Fatal	0	0	--	0	0	--
Personal Injury	2	0	-100.0%	2	0	-100.0%
Property Damage	27	19	-29.6%	27	19	-29.6%
Total	29	19	-34.5%	29	19	-34.5%



Fatalities in Detachment Area

Incidents		January to December			Year to Date - December		
		2018	2019	% Change	2018	2019	% Change
Motor Vehicle Collision	Fatal Incidents	0	0	--	0	0	--
	Alcohol Related	0	0	--	0	0	--
Off-Road Vehicle	Fatal Incidents	0	0	--	0	0	--
	Alcohol Related	0	0	--	0	0	--
Motorized Snow Vehicle	Fatal Incidents	0	0	--	0	0	--
	Alcohol Related	0	0	--	0	0	--
Persons Killed		January to December			Year to Date - December		
		2018	2019	% Change	2018	2019	% Change
Motor Vehicle Collision		0	0	--	0	0	--
Off-Road Vehicle		0	0	--	0	0	--
Motorized Snow Vehicle		0	0	--	0	0	--

Report Generated on:
Jan 6, 2020 2:57:25 PM

Point Edward CaOC (Public Complaints and Optional Cate-

Police Services Board Report for POINT EDWARD OPP 2019/Nov

Public Complaints	
Policy	0
Service	0
Conduct	0

Date information collected from Professional Standards Bureau Commander Reports: 2020-01-06

Data Source

Ontario Provincial Police, Professional Standards Bureau Commander Reports

- Includes all public policy, service and conduct complaints submitted to the Office of the Independent Police Review Director (OIPRD)

Secondary Employment

Daily Activity Reporting Patrol Hours	
Total Hours	2019/Nov
Number of Cruiser Patrol Hours	76.50
Number of Motorcycle Patrol Hours	0.00
Number of Marine Patrol Hours	0.00
Number of ATV Patrol Hours	0.00
Number of Snowmobile Patrol Hours	0.00
Number of Bicycle Patrol Hours	0.00
Number of Foot Patrol Hours	13.50
Number of School Patrol Hours	0.00

Data source (Daily Activity Reporting System) date: 2020/01/04

Report Generated on:
Jan 6, 2020 2:52:30 PM

Point Edward CaOC (Public Complaints and Optional Cate-

Police Services Board Report for POINT EDWARD OPP 2019/Dec

Public Complaints	
Policy	0
Service	0
Conduct	0

Date information collected from Professional Standards Bureau Commander Reports: 2020-01-06

Data Source

Ontario Provincial Police, Professional Standards Bureau Commander Reports

- Includes all public policy, service and conduct complaints submitted to the Office of the Independent Police Review Director (OIPRD)

Secondary Employment

Daily Activity Reporting Patrol Hours	
Total Hours	2019/Dec
Number of Cruiser Patrol Hours	87.50
Number of Motorcycle Patrol Hours	0.00
Number of Marine Patrol Hours	0.00
Number of ATV Patrol Hours	0.00
Number of Snowmobile Patrol Hours	0.00
Number of Bicycle Patrol Hours	0.00
Number of Foot Patrol Hours	12.00
Number of School Patrol Hours	0.50

Data source (Daily Activity Reporting System) date: 2020/01/04

Report Generated on:
Jan 6, 2020 2:54:54 PM

Police Services Board Report for POINT EDWARD OPP
2019/Jan to 2019/Dec

Public Complaints	
Policy	0
Service	0
Conduct	0

Date information collected from Professional Standards Bureau Commander Reports: 2020-01-06

Data Source

Ontario Provincial Police, Professional Standards Bureau Commander Reports

- Includes all public policy, service and conduct complaints submitted to the Office of the Independent Police Review Director (OIPRD)

Secondary Employment

Daily Activity Reporting Patrol Hours	
Total Hours	2019/Jan to 2019/Dec
Number of Cruiser Patrol Hours	703.00
Number of Motorcycle Patrol Hours	0.00
Number of Marine Patrol Hours	1.50
Number of ATV Patrol Hours	0.00
Number of Snowmobile Patrol Hours	0.00
Number of Bicycle Patrol Hours	33.00
Number of Foot Patrol Hours	146.50
Number of School Patrol Hours	12.50

Data source (Daily Activity Reporting System) date: 2020/01/04

Report Generated on:
Jan 6, 2020 2:55:20 PM

DETACHMENT INITIATIVES

TARGETED MEDIA RELEASES:

Traffic Sergeant

- Festive and funded RIDE checks
- Intersections / Speed
- Winter driving tips
- Winter tire reminder
- Impaired driving / Festive Season messaging
- Christmas and New Year long weekend traffic initiatives.

Community Service Officer

A total of **11 media releases** were distributed for the months of November and December

Stuff a cruiser event

Toy drive

RIDE Program

- 24 RIDE checks
- 2 Impaired by Alcohol charges
- 1 Prohibited Drive (x3)
- 24 POA HTA charges

Winter driving traffic safety



DETACHMENT INITIATIVES

Community Street Crime

Street crimes unit members in conjunction with Point Edward officers investigate property and drug related crime.

Lambton Crime Unit

Members of the Lambton Crime are dedicated to supporting village officers and investigating major crime incidents in the Village of Point Edward.

Property Checks / Traffic Enforcements

- ⇒ 108 recorded property checks
- ⇒ 13 property related incidents investigated
- ⇒ 19 directed traffic enforcement / complaint reports / collisions
- ⇒ 24 Provincial office notices issued
- ⇒ 2 Impaired drivers removed and charged and suspended

CPTED—Crime Prevention Through Environmental Design

Lambton **OPP Auxiliary Unit** will visit to assess and advise property and business owners how to better secure their property using CPTED principals. A presentation will be scheduled in the new year.

Police responded to 281 calls for service this quarter and 1551 calls for service YTD to 31 December 2019





Ontario
Provincial
Police

FALSE ALARM OCCURRENCE CONFIRMATION

FROM	DATE
Point Edward OPP 102 St. Clair St. Point Edward	01 – 30 Sep 2019
TO	MONTHLY REPORT
The Village of POINT EDWARD	Select Month: NOVEMBER

OCCURRENCE INFORMATION



Occurrence Number:	Date:	Time:	Location:	Officer Attended:	
				YES	NO
LP19271945	02 Sep 19	0531	510 Michigan, Village Variety Opening, accidental	<input checked="" type="checkbox"/>	<input type="checkbox"/>
LP19275539	05 Sep 19	0631	1 Marina Rd. Bridgeview Marina Activated several times, alarm issue	<input checked="" type="checkbox"/>	<input type="checkbox"/>
LP19281626	10 Sep 19	1548	20 Arthur St. Cancelled prior to arrival	<input type="checkbox"/>	<input checked="" type="checkbox"/>
LP19281661	10 Sep 19	1931	125 Kendall St. Purolator, cancelled prior to arrival	<input type="checkbox"/>	<input checked="" type="checkbox"/>
LP19293330	21 Sep 19	0058	709 Lite St. Sarnia Produce, False, all secure	<input checked="" type="checkbox"/>	<input type="checkbox"/>
LP19295756	23 Sep 19	0855	503 Michigan, Ex Servicemen, Accidental	<input checked="" type="checkbox"/>	<input type="checkbox"/>
LP19303242	30 Sep 19	0818	704 Mara St. Dr. Bucton, Accidental, cancelled prior to arrival	<input type="checkbox"/>	<input checked="" type="checkbox"/>

Lambton County Administration:

Signature:

Sgt Tim Ives #9533





Ontario
Provincial
Police

FALSE ALARM OCCURRENCE CONFIRMATION



FROM	DATE
Point Edward OPP 102 St. Clair St. Point Edward	01 - 31 Oct 2019
TO	MONTHLY REPORT
The Village of POINT EDWARD	Select Month: NOVEMBER

OCCURRENCE INFORMATION

Occurrence Number:	Date:	Time:	Location:	Officer Attended:	
				YES	NO
LP19309183	05 Oct 19	1631	500 Errol Rd. SGCC, False fire alarm	<input checked="" type="checkbox"/>	<input type="checkbox"/>
LP19315739	11 Oct 19	1635	1500 Venetian Ave. False fire alarm	<input checked="" type="checkbox"/>	<input type="checkbox"/>
LP19315768	11 Oct 19	1918	807 Michigan St. Accidental	<input checked="" type="checkbox"/>	<input type="checkbox"/>
LP19317062	12 Oct 19	1726	171 Kendall St. False, all secure	<input checked="" type="checkbox"/>	<input type="checkbox"/>
LP19321886	17 Oct 19	0039	125 Kendall St. Purolator, isecure rear door, building cleared	<input checked="" type="checkbox"/>	<input type="checkbox"/>
LP19323792	18 Oct 19	1706	108 Exmouth St. Beasley Machine, Insecure door, secured	<input checked="" type="checkbox"/>	<input checked="" type="checkbox"/>
LP19325784	20 Oct 19	1201	704 Mara St. Pullutech Enviroquatics, false, cancelled prior to arrival	<input type="checkbox"/>	<input checked="" type="checkbox"/>
LP19328843	23 Oct 19	1335	2 Bridge St. Duty Free, Customer walked through the wrong door setting off alarm	<input checked="" type="checkbox"/>	<input type="checkbox"/>
LP19330282	24 Oct 19	1841	137 Kendall St. Dundee Private Investors, False, all secure	<input checked="" type="checkbox"/>	<input type="checkbox"/>
LP19334933	29 Oct 19	0633	704 Mara St. Dr Bucton, Accidental, cancelled prior to arrival	<input type="checkbox"/>	<input checked="" type="checkbox"/>

Lambton County Administration:

Signature:

Sgt Tim Ives #9533

Winter driving means be prepared



ADD ANTIFREEZE

Antifreeze can help protect your engine from extreme temperatures and help keep fluids from freezing as cold sets in.



CHECK TIRES

When temperatures fall, air inside tires contracts and causes the pressure inside to drop, which can make tires susceptible to damage.



CHANGE OIL

Colder temperatures can cause motor oil to thicken, which can cause starting problems. Change your oil just before winter to help keep oil flowing easily through your engine to help your car start easier.

WaterSavers car washes use 40 gallons or less of fresh water per car wash – less than the water used for a load of laundry.

These car washes also prevent water pollution by routing waste water through treatment prior to its return to the environment.



WASH AND WAX

Washing and applying a fresh coat of wax before fluctuating temperatures set in can be the first line of defense against ice, salt, sand and slush. Visiting a car wash is also a great way to get the underbelly of the car clean to avoid rusting, which helps maintain the overall value of the vehicle.

Additionally, washing at a car wash regularly in winter can help keep the windshield, mirrors and lights clean, which is important in ensuring the best possible vision for the driver.



REPLACE WIPERS



OPP CONTACT INFORMATION

OPP CALLS FOR SERVICE:

When you need to report an incident or wish to speak with an officer, these numbers will connect you to the nearest OPP Communications Centre throughout Ontario.

1-888-310-1122 1-888-310-1133 (TTY)



9-1-1 EMERGENCY If you call 9-1-1 for an emergency:

- Give your exact location. Include address and town or city as this will enable call taker to either handle the information or transfer you to the proper 9-1-1 centre.
- Give your telephone number including the area code.
- Advise the nature of your call.
- Listen to the call takers instructions - depending on the location and type of incident, you may be transferred.
- Stay on the line until advised to hang up.

DETACHMENT HOURS / CONTACT INFO:

Point Edward	(Municipal)	102 St. Clair Street Point Edward, ON N7V 1N7	519-336-8691 519-336-5011 fax	Mon – Thurs & every other Friday 8-4 pm
Lambton OPP Petrolia	Main Admin Centre	4224 oil Heritage Rd. P.O. Box 400 Petrolia, ON N0N 1R0	519-882-1011 519-882014 fax	Mon – Fri 8-4 pm
St. Clair Township	(Satellite)	392 Lyndoch Street, Corunna, ON N0N 1G0	519-8621544	Mon—Thurs 8-4 pm
Grand Bend	(Summer only)	58 Main Street Grand Bend, ON N0M 1T0	519-238-2345	Summer

CALLING THE DETACHMENT:

- When calling the detachment at the above numbers you will receive an automated greeting.
- **Press 1** if you need to report an incident or speak with an officer.
- **Press 2** if you wish to speak with the administrative personnel during the above noted business hours.

After hours you may leave a non-urgent message that will be followed-up on the next business day.

OUTSIDE PHONE * If you attend an office and the doors are locked or it is after hours – please pick up the phone outside of the detachment and you will be connected directly to the OPP Communications Centre.

LAMBTON CONTACT INFORMATION cont'd

CRIMINAL RECORD CHECKS:

For a complete list of requirements and information on how to apply for Criminal Record Checks, Police Information Checks and Police Vulnerable Sector Checks click the link below;

[Ontario Provincial Police | Criminal Record Checks](#)

CANADIAN ANTI-FRAUD CENTRE:

The [Canadian Anti-Fraud Centre](#) (CAFC) is the central agency in Canada that collects information and criminal intelligence on such matters as mass marketing fraud (i.e.: telemarketing), advance fee fraud (i.e.: West African letters), Internet fraud and identification theft complaints.

If you wish to report a fraud or require information on a possible fraud contact the Canadian anti-fraud centre;

Phone: 1-888-495-8501 OR E-mail: info@antifraudcentre.ca

CRIME STOPPERS:

You may contact Crime Stoppers from anywhere in Ontario at 1-800-222-8477, or by leaving an anonymous Web-Tip at [TipSoft - Web Tips Submission](#)

CITIZENS SELF REPORTING:

You have the option to report select occurrences to the OPP from your computer or mobile device using the OPP's [Citizen Self Reporting](#) system.

Use this system to report:

1. Lost/missing property under \$5,000
2. Stolen license plates or validation stickers
3. Theft from a vehicle under \$5,000
4. Mischief/damage to a vehicle under \$5,000
5. Mischief/damage to property (other than a vehicle) under \$5,000
6. Theft under \$5,000
7. Driving Complaint

FRONTLINE SUPPORT UNIT (FSU):

The Frontline Support Unit (FSU) program is a differential response strategy that focuses on call management. This includes responsibility for the OPP's Citizen Self-Reporting (CSR) system which is an online police reporting system for members of the public to report specific occurrences directly to the OPP via the Internet. The FSU model will offer a call handling alternative for select calls for service allowing the deployment of resources to critical incidents or member engagement in proactive police activities. Through the use of technology, the OPP continues to improve our processes and service delivery in support of its vision.



Point Edward OPP

102 St. Clair St.
Point Edward ON N7V1N7
519.336 8691ph.
Emergency 911