



**The Corporation of the Village of Point Edward
Police Services Board
AGENDA**

January 16, 2020, 9:30 a.m.

**Council Chambers, Point Edward Municipal Office
135 Kendall Street, Point Edward, Ontario**

	Pages
1. Call to Order	
2. Declaration of Pecuniary Interest	
3. Delegation	
4. Circulation of Prior Meeting's Minutes	1 - 3
5. Business Arising from Minutes	
6. Council Issues/Correspondence	
7. New Business	
1. Ontario Provincial Police (OPP) Point Edward Police Services Board Report for November and December, 2019	4 - 27
2. 2020 Capital budget requests	28 - 30
3. Community Health and Safety Plan	
8. Review of Financial Statements	
1. Police Services Board Monthly Financial Statements for the periods ending November 30, 2019, and December 31, 2019. These are not final statements.	31 - 42
9. Next Meeting Date	
10. Adjournment	



The Corporation of the Village of Point Edward

Police Services Board

MINUTES

November 14, 2019, 9:00 a.m.

**Council Chambers, Point Edward Municipal Office
135 Kendall Street, Point Edward, Ontario**

Present: Carolyn Leaver-Luciani, Bev Hand, Jim Burns, Louie Mele

1. Call to Order

The Chair called the meeting to order at 9:00 am.

2. Swearing in of Board Member

Mr. Louie Mele read his oath of office and is now an official member of the Point Edward Police Services Board.

3. Declaration of Pecuniary Interest

- None

4. Delegation

- None

5. Circulation of Prior Meeting's Minutes

The minutes of the meeting of September 19, 2019 were circulated for the Committee's approval.

Resolution 1

Moved By Bev Hand

Seconded By Louie Mele

THAT the PSB Committee Meeting minutes of September 19, 2019 be approved as circulated.

Carried

6. Business Arising from Minutes

Sgt. Ives has followed up with Mr. Inch after his presentation at the last meeting of the Police Services Board.

7. Council Issues/Correspondence

- None

8. New Business

1. Ontario Provincial Police (OPP) Point Edward Police Services Board Report for September and October, 2019

Sgt. Ives reviewed the report for September and October of 2019. There were 249 calls for service in this time period, and there have been 1,271 calls for service in 2019 as of October 31. There were 36 property checks done by the OPP in the period, most of them in the business area.

Ride checks have been scheduled for the holiday season in Point Edward and all grant funding will be used.

Resolution 2

Moved By Bev Hand

Seconded By Louie Mele

THAT the OPP Point Edward Police Services Board Report - September and October, 2019 be received and filed.

Carried

2. Zone 6 Ontario Association of Police Service Boards

The Secretary was asked to follow up with Zone 6 to ensure that the Point Edward Police Services Board is getting proper notification of Zone meetings as the Board was not aware of the recent meeting held in Sarnia in late October until after the meeting had taken place.

9. Review of Financial Statements

1. Police Services Board Monthly Financial Statements for the periods ending September 30, 2019, and October 31, 2019

Resolution 3

Moved By Louie Mele

Seconded By Bev Hand

THAT the financial statements for the Police Services Board for the periods ending September 30, 2019, and October 31, 2019 be received and filed.

Carried

10. Next Meeting Date

The next meeting of the Police Services Board will be held January 16, 2019, at 9:00 am.

11. Adjournment

The Chair declared the meeting adjourned at 10:31 am.

Chairperson Carolyn Leaver-Luciani

Chief Administrative Officer/Clerk Jim Burns



POINT EDWARD POLICE SERVICES BOARD

DETACHMENT COMMANDER

C.C. (CHRIS) AVERY

Nov / Dec 2019

PEPSB

CALLS FOR SERVICE BILLING WORKGROUPS



Drugs Includes trafficking, production, and importation of drugs including marihuana, cocaine, heroin, crystal meth or other controlled substances. It also includes occurrences related to indoor/outdoor grow labs.

Drug Possession Includes all occurrences where the most serious violation is possession of marihuana, cocaine, heroin, crystal meth or other controlled substance. It also includes other minor drug related offences.

Operational calls for service are non-criminal events that police attend to. These include animal complaints, non-criminal domestic disturbances, missing persons, noise complaints, property – lost or found, sudden deaths, and assist public calls.

Operational 2 Includes false alarms, keep the peace and 911 calls/911 hang-ups. Due to the higher frequency of these calls, they have been separated out from the 'Operational' category and allocated a lower time standard. Traffic incidents are excluded.

Other Criminal Code Violations The majority of offences counted in the Other Criminal Code Offences group are criminal offences that are not directed to people or related to property. It is similar to the group that Statistics Canada uses when reporting 'Other Criminal Code'. These include prostitution, offensive weapons, bail violations, counterfeiting, disturb the peace, indecent acts, breach of probation, and bribery.

Property Crime Violations This category is similar to the group that Statistics Canada uses when reporting 'Property Crimes'. These include arson, break and enter, theft, possession of stolen goods, mischief, identity theft, and some frauds.

Statutes & Acts Includes provincial statutes, primarily the Mental Health Act, Landlord Tenant Act and Trespass to property offences. It also includes custody dispute calls.

Traffic Includes motor vehicle collisions of all severities (property damage, personal injury and fatalities) and road rage incidents reported to police.

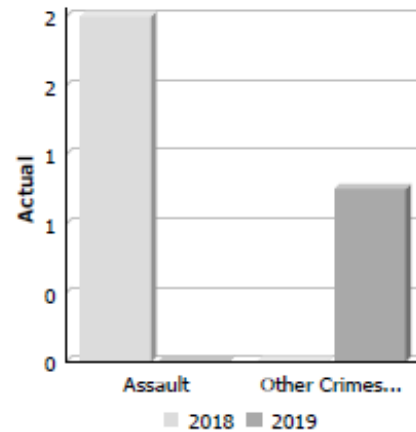
Violent Crimes The majority of offences counted in the Violent Crimes group are crimes against persons. This category is similar to the group that Statistics Canada uses when reporting 'Violent Crimes'. These include homicides, attempted murders, assaults, threats and robberies.

Point Edward OPP RECORDS MANAGEMENT

Police Services Board Report for POINT EDWARD OPP Records Management System November - 2019

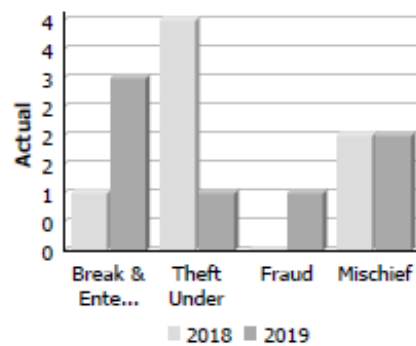
Violent Crime

Actual	November			Year to Date - November		
	2018	2019	% Change	2018	2019	% Change
Murder	0	0	--	0	0	--
Other Offences Causing Death	0	0	--	0	0	--
Attempted Murder	0	0	--	0	0	--
Sexual Assault	0	0	--	2	1	-50.0%
Assault	2	0	-100.0%	6	6	0.0%
Abduction	0	0	--	1	0	-100.0%
Robbery	0	0	--	1	0	-100.0%
Other Crimes Against a Person	0	1	--	3	6	100.0%
Total	2	1	-50.0%	13	13	0.0%



Property Crime

Actual	November			Year to Date - November		
	2018	2019	% Change	2018	2019	% Change
Arson	0	0	--	0	0	--
Break & Enter	1	3	200.0%	8	15	87.5%
Theft Over	0	0	--	3	1	-66.7%
Theft Under	4	1	-75.0%	56	28	-50.0%
Have Stolen Goods	0	0	--	1	1	0.0%
Fraud	0	1	--	8	5	-37.5%
Mischief	2	2	0.0%	16	31	93.8%
Total	7	7	0.0%	92	81	-12.0%



Drug Crime

Actual	November			Year to Date - November		
	2018	2019	% Change	2018	2019	% Change
Possession	0	0	--	8	3	-62.5%
Trafficking	0	0	--	1	0	-100.0%
Importation and Production	0	0	--	0	0	--
Total	0	0	--	9	3	-66.7%

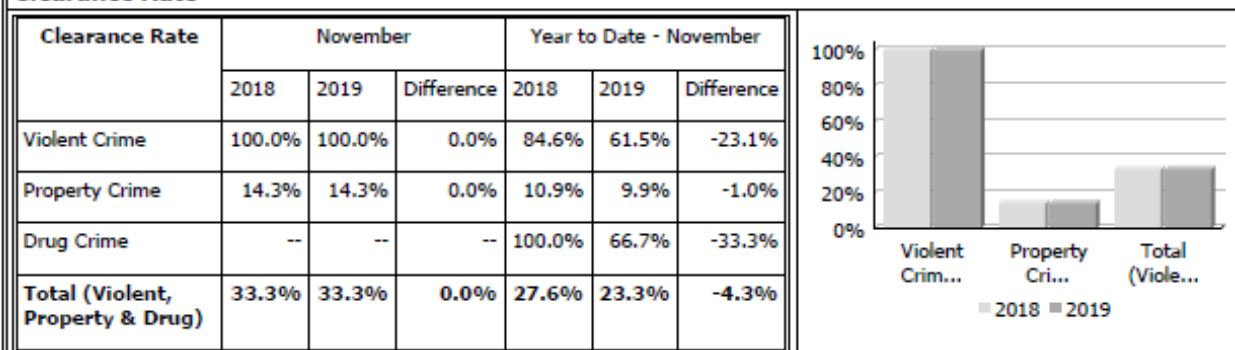


Report Generated on:
Jan 6, 2020 2:58:17 PM

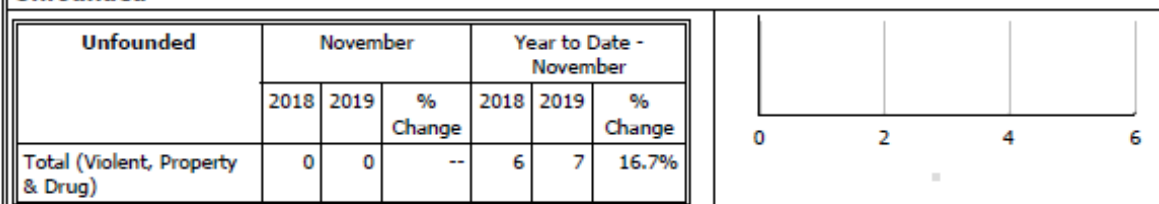
Point Edward OPP RECORDS MANAGEMENT

Police Services Board Report for POINT EDWARD OPP Records Management System November - 2019

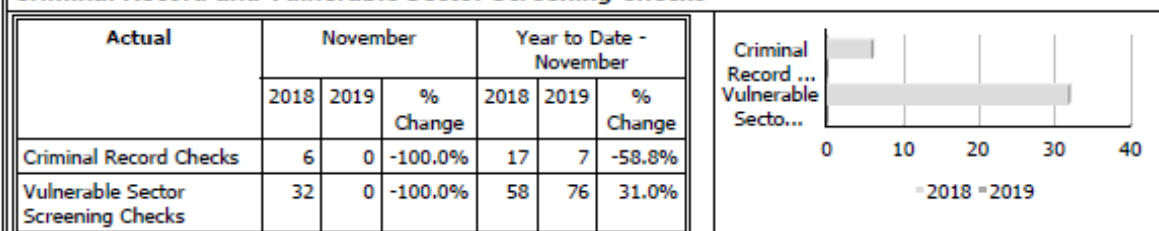
Clearance Rate



Unfounded



Criminal Record and Vulnerable Sector Screening Checks



Data contained within this report is dynamic in nature and numbers will change over time as the Ontario Provincial Police continue to investigate and solve crime.

Data Utilized

- Major Crimes
- Niche RMS All Offence Level Business Intelligence Cube

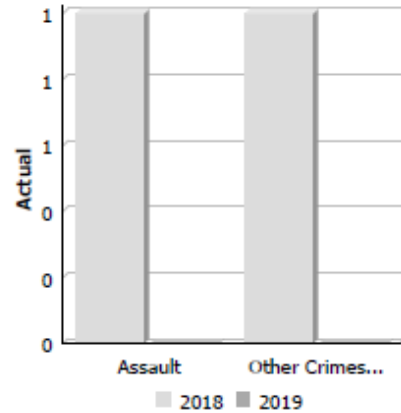
Report Generated on:
Jan 6, 2020 2:58:17 PM

Point Edward OPP RECORDS MANAGEMENT

Police Services Board Report for POINT EDWARD OPP Records Management System December - 2019

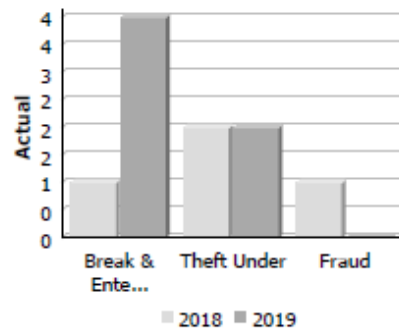
Violent Crime

Actual	December			Year to Date - December		
	2018	2019	% Change	2018	2019	% Change
Murder	0	0	--	0	0	--
Other Offences Causing Death	0	0	--	0	0	--
Attempted Murder	0	0	--	0	0	--
Sexual Assault	0	0	--	2	1	-50.0%
Assault	1	0	-100.0%	7	6	-14.3%
Abduction	0	0	--	1	0	-100.0%
Robbery	0	0	--	1	0	-100.0%
Other Crimes Against a Person	1	0	-100.0%	4	6	50.0%
Total	2	0	-100.0%	15	13	-13.3%



Property Crime

Actual	December			Year to Date - December		
	2018	2019	% Change	2018	2019	% Change
Arson	0	0	--	0	0	--
Break & Enter	1	4	300.0%	9	19	111.1%
Theft Over	0	0	--	3	1	-66.7%
Theft Under	2	2	0.0%	58	30	-48.3%
Have Stolen Goods	0	0	--	1	1	0.0%
Fraud	1	0	-100.0%	9	5	-44.4%
Mischief	0	0	--	16	31	93.8%
Total	4	6	50.0%	96	87	-9.4%



Drug Crime

Actual	December			Year to Date - December		
	2018	2019	% Change	2018	2019	% Change
Possession	0	0	--	8	3	-62.5%
Trafficking	0	0	--	1	0	-100.0%
Importation and Production	0	0	--	0	0	--
Total	0	0	--	9	3	-66.7%

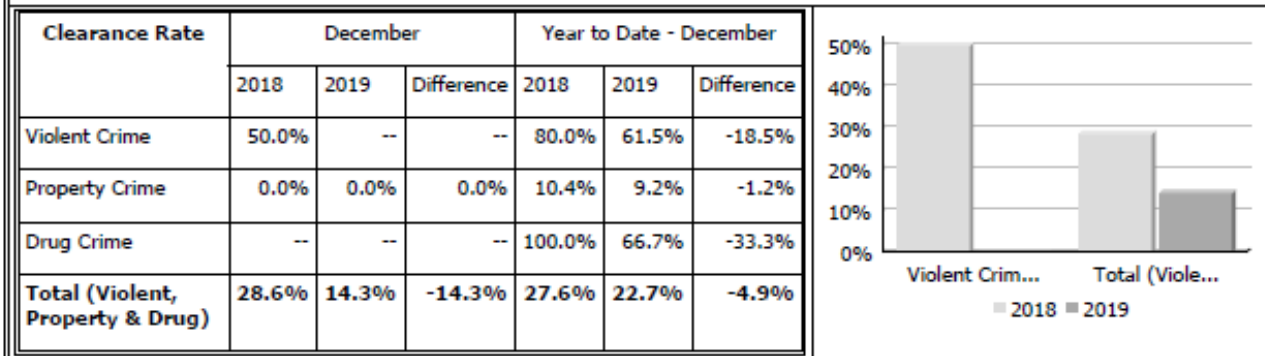


Report Generated on:
Jan 6, 2020 2:59:03 PM

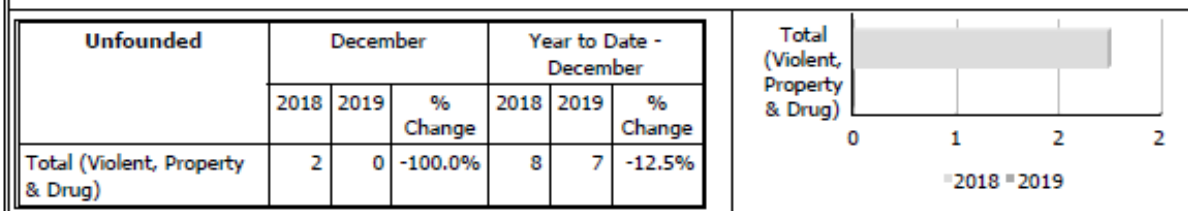
Point Edward OPP RECORDS MANAGEMENT

Police Services Board Report for POINT EDWARD OPP Records Management System December - 2019

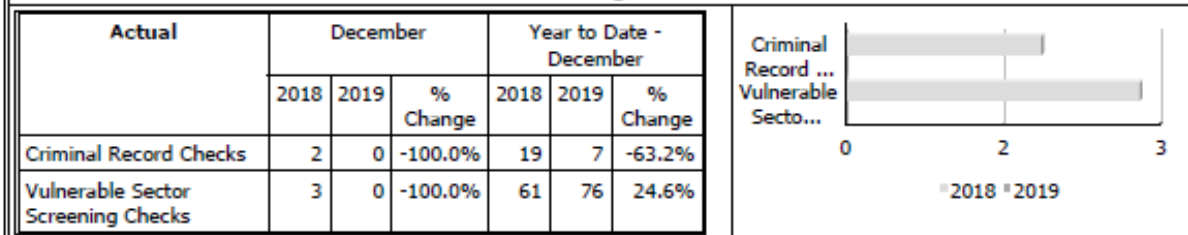
Clearance Rate



Unfounded



Criminal Record and Vulnerable Sector Screening Checks



Data contained within this report is dynamic in nature and numbers will change over time as the Ontario Provincial Police continue to investigate and solve crime.

Data Utilized

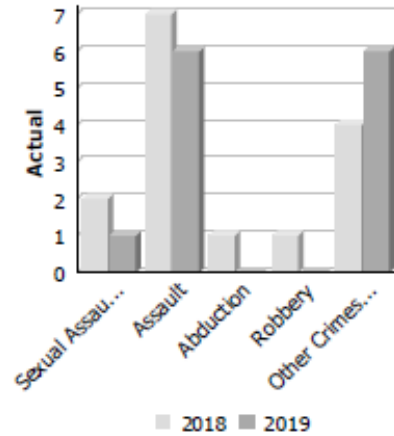
- Major Crimes
- Niche RMS All Offence Level Business Intelligence Cube

Report Generated on:
Jan 6, 2020 2:59:03 PM

Police Services Board Report for POINT EDWARD OPP
Records Management System
January to December - 2019

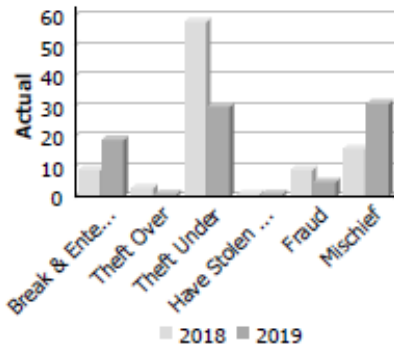
Violent Crime

Actual	January to December			Year to Date - December		
	2018	2019	% Change	2018	2019	% Change
Murder	0	0	--	0	0	--
Other Offences Causing Death	0	0	--	0	0	--
Attempted Murder	0	0	--	0	0	--
Sexual Assault	2	1	-50.0%	2	1	-50.0%
Assault	7	6	-14.3%	7	6	-14.3%
Abduction	1	0	-100.0%	1	0	-100.0%
Robbery	1	0	-100.0%	1	0	-100.0%
Other Crimes Against a Person	4	6	50.0%	4	6	50.0%
Total	15	13	-13.3%	15	13	-13.3%



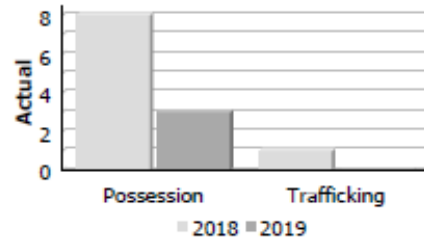
Property Crime

Actual	January to December			Year to Date - December		
	2018	2019	% Change	2018	2019	% Change
Arson	0	0	--	0	0	--
Break & Enter	9	19	111.1%	9	19	111.1%
Theft Over	3	1	-66.7%	3	1	-66.7%
Theft Under	58	30	-48.3%	58	30	-48.3%
Have Stolen Goods	1	1	0.0%	1	1	0.0%
Fraud	9	5	-44.4%	9	5	-44.4%
Mischief	16	31	93.8%	16	31	93.8%
Total	96	87	-9.4%	96	87	-9.4%



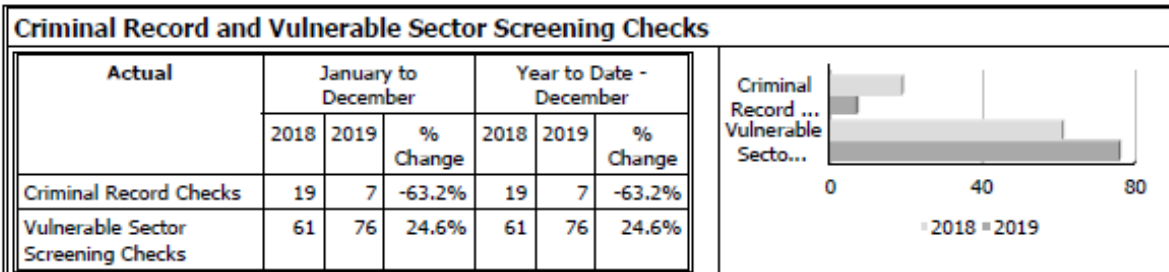
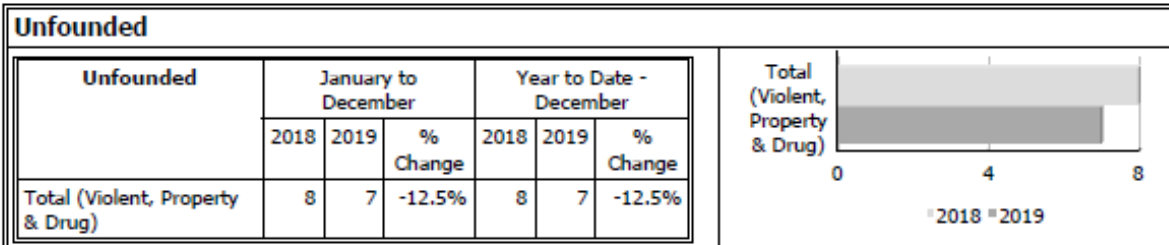
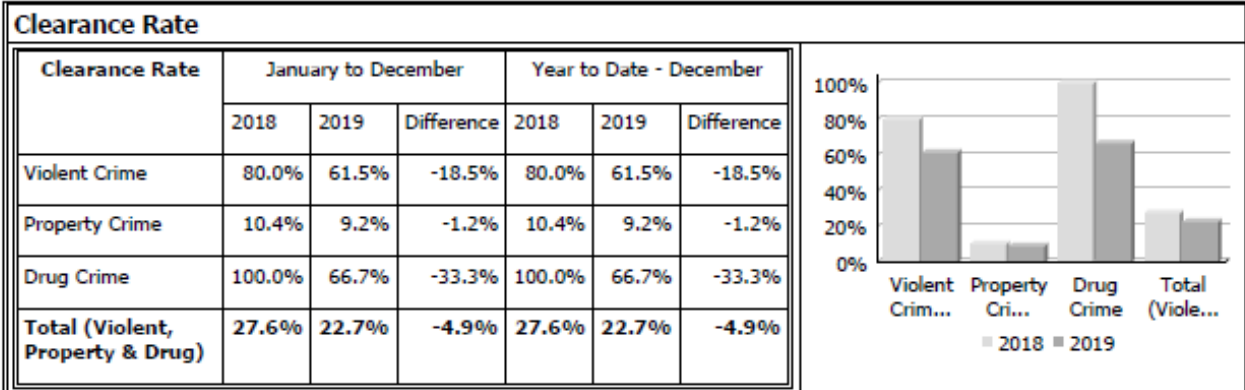
Drug Crime

Actual	January to December			Year to Date - December		
	2018	2019	% Change	2018	2019	% Change
Possession	8	3	-62.5%	8	3	-62.5%
Trafficking	1	0	-100.0%	1	0	-100.0%
Importation and Production	0	0	--	0	0	--
Total	9	3	-66.7%	9	3	-66.7%



Report Generated on:
Jan 6, 2020 2:59:31 PM

Police Services Board Report for POINT EDWARD OPP
Records Management System
January to December - 2019



Data contained within this report is dynamic in nature and numbers will change over time as the Ontario Provincial Police continue to investigate and solve crime.

Data Utilized

- Major Crimes
- Niche RMS All Offence Level Business Intelligence Cube

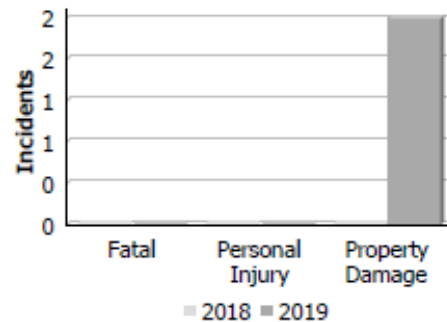
Report Generated on:
Jan 6, 2020 2:59:31 PM

Point Edward OPP COLLISION REPORTING

Police Services Board Report for POINT EDWARD OPP Collision Reporting System November - 2019

Motor Vehicle Collisions by Type

Incidents	November			Year to Date - November		
	2018	2019	% Change	2018	2019	% Change
Fatal	0	0	--	0	0	--
Personal Injury	0	0	--	2	0	-100.0%
Property Damage	0	2	--	23	18	-21.7%
Total	0	2	--	25	18	-28.0%

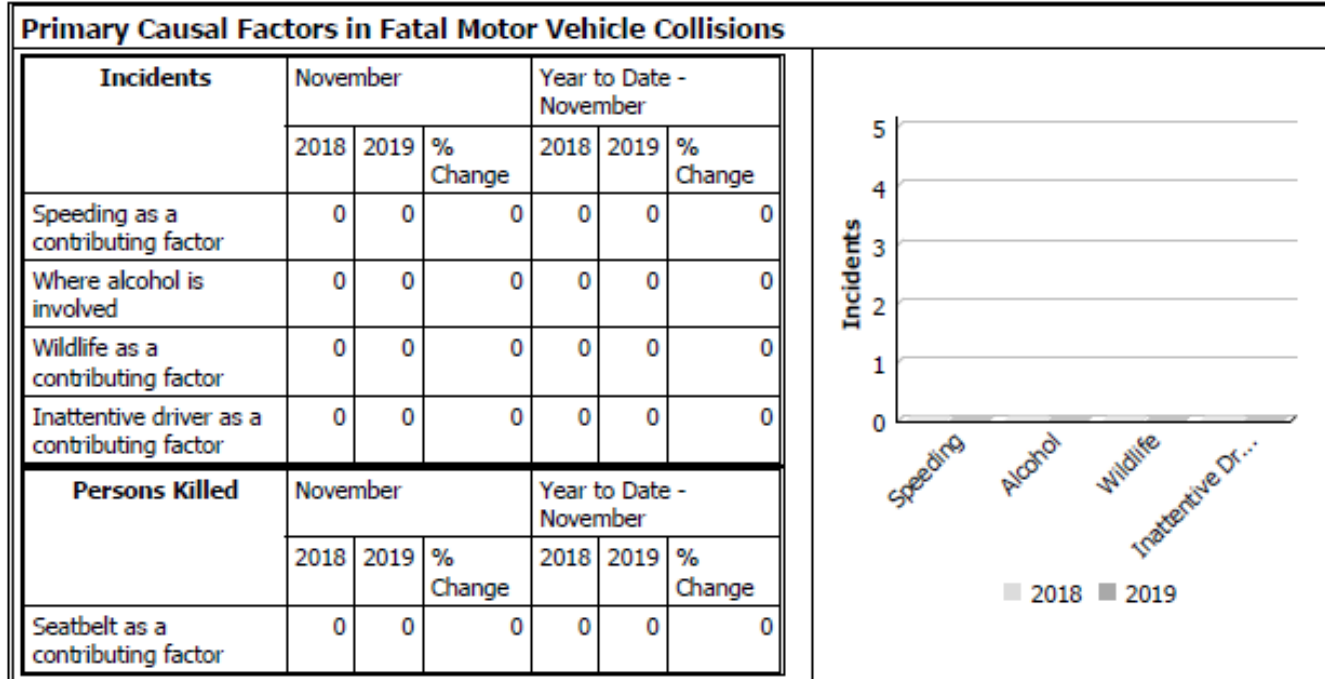


Fatalities in Detachment Area

Incidents		November			Year to Date - November		
		2018	2019	% Change	2018	2019	% Change
Motor Vehicle Collision	Fatal Incidents	0	0	--	0	0	--
	Alcohol Related	0	0	--	0	0	--
Off-Road Vehicle	Fatal Incidents	0	0	--	0	0	--
	Alcohol Related	0	0	--	0	0	--
Motorized Snow Vehicle	Fatal Incidents	0	0	--	0	0	--
	Alcohol Related	0	0	--	0	0	--
Persons Killed		November			Year to Date - November		
		2018	2019	% Change	2018	2019	% Change
Motor Vehicle Collision		0	0	--	0	0	--
Off-Road Vehicle		0	0	--	0	0	--
Motorized Snow Vehicle		0	0	--	0	0	--

Report Generated on:
Jan 6, 2020 2:56:11 PM

Police Services Board Report for POINT EDWARD OPP
Collision Reporting System
November - 2019



Data Utilized

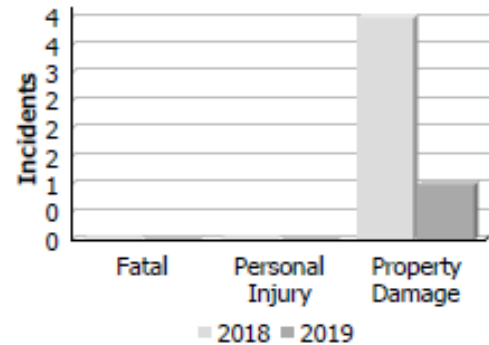
- SQL online application reporting system – OPP CRS 2.3.09
- Collision Reporting System Business Intelligence Cube

Point Edward OPP COLLISION REPORTING

Police Services Board Report for POINT EDWARD OPP Collision Reporting System December - 2019

Motor Vehicle Collisions by Type

Incidents	December			Year to Date - December		
	2018	2019	% Change	2018	2019	% Change
Fatal	0	0	--	0	0	--
Personal Injury	0	0	--	2	0	-100.0%
Property Damage	4	1	-75.0%	27	19	-29.6%
Total	4	1	-75.0%	29	19	-34.5%



Fatalities in Detachment Area

Incidents		December			Year to Date - December		
		2018	2019	% Change	2018	2019	% Change
Motor Vehicle Collision	Fatal Incidents	0	0	--	0	0	--
	Alcohol Related	0	0	--	0	0	--
Off-Road Vehicle	Fatal Incidents	0	0	--	0	0	--
	Alcohol Related	0	0	--	0	0	--
Motorized Snow Vehicle	Fatal Incidents	0	0	--	0	0	--
	Alcohol Related	0	0	--	0	0	--
Persons Killed		December			Year to Date - December		
		2018	2019	% Change	2018	2019	% Change
Motor Vehicle Collision		0	0	--	0	0	--
Off-Road Vehicle		0	0	--	0	0	--
Motorized Snow Vehicle		0	0	--	0	0	--

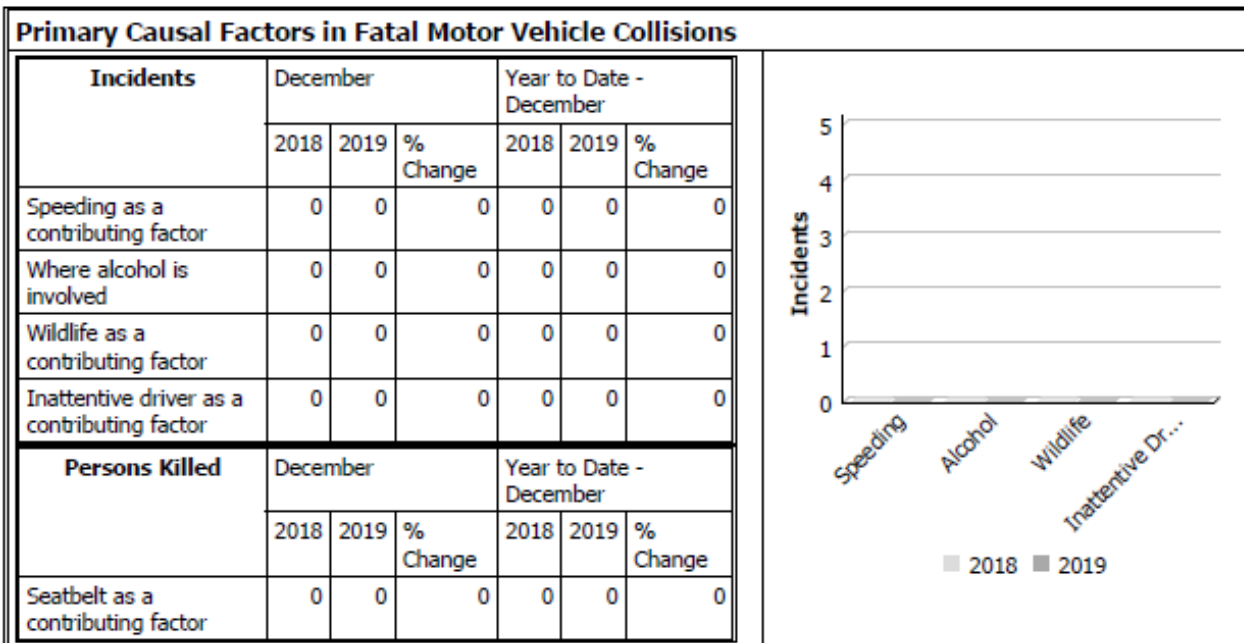
Detachment: 6M - LAMBTON

Location code(s): 6M60-LAMBTON (Point Edward), 6M61-LAMBTON(Point Edward (MI))

Data source date:

Report Generated by:

Report Generated on:



Data Utilized

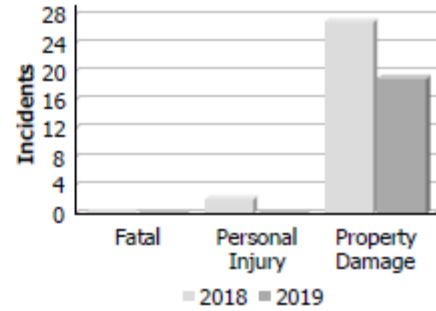
- SQL online application reporting system – OPP CRS 2.3.09
- Collision Reporting System Business Intelligence Cube

Report Generated on:

Police Services Board Report for POINT EDWARD OPP
Collision Reporting System
January to December - 2019

Motor Vehicle Collisions by Type

Incidents	January to December			Year to Date - December		
	2018	2019	% Change	2018	2019	% Change
Fatal	0	0	--	0	0	--
Personal Injury	2	0	-100.0%	2	0	-100.0%
Property Damage	27	19	-29.6%	27	19	-29.6%
Total	29	19	-34.5%	29	19	-34.5%



Fatalities in Detachment Area

Incidents		January to December			Year to Date - December		
		2018	2019	% Change	2018	2019	% Change
Motor Vehicle Collision	Fatal Incidents	0	0	--	0	0	--
	Alcohol Related	0	0	--	0	0	--
Off-Road Vehicle	Fatal Incidents	0	0	--	0	0	--
	Alcohol Related	0	0	--	0	0	--
Motorized Snow Vehicle	Fatal Incidents	0	0	--	0	0	--
	Alcohol Related	0	0	--	0	0	--
Persons Killed		January to December			Year to Date - December		
		2018	2019	% Change	2018	2019	% Change
Motor Vehicle Collision		0	0	--	0	0	--
Off-Road Vehicle		0	0	--	0	0	--
Motorized Snow Vehicle		0	0	--	0	0	--

Report Generated on:
Jan 6, 2020 2:57:25 PM

Point Edward CaOC (Public Complaints and Optional Cate-

Police Services Board Report for POINT EDWARD OPP 2019/Nov

Public Complaints	
Policy	0
Service	0
Conduct	0

Date information collected from Professional Standards Bureau Commander Reports: 2020-01-06

Data Source

Ontario Provincial Police, Professional Standards Bureau Commander Reports

- Includes all public policy, service and conduct complaints submitted to the Office of the Independent Police Review Director (OIPRD)

Secondary Employment

Daily Activity Reporting Patrol Hours	
Total Hours	2019/Nov
Number of Cruiser Patrol Hours	76.50
Number of Motorcycle Patrol Hours	0.00
Number of Marine Patrol Hours	0.00
Number of ATV Patrol Hours	0.00
Number of Snowmobile Patrol Hours	0.00
Number of Bicycle Patrol Hours	0.00
Number of Foot Patrol Hours	13.50
Number of School Patrol Hours	0.00

Data source (Daily Activity Reporting System) date: 2020/01/04

Report Generated on:
Jan 6, 2020 2:52:30 PM

Point Edward CaOC (Public Complaints and Optional Cate-

Police Services Board Report for POINT EDWARD OPP 2019/Dec

Public Complaints	
Policy	0
Service	0
Conduct	0

Date information collected from Professional Standards Bureau Commander Reports: 2020-01-06

Data Source

Ontario Provincial Police, Professional Standards Bureau Commander Reports

- Includes all public policy, service and conduct complaints submitted to the Office of the Independent Police Review Director (OIPRD)

Secondary Employment

Daily Activity Reporting Patrol Hours	
Total Hours	2019/Dec
Number of Cruiser Patrol Hours	87.50
Number of Motorcycle Patrol Hours	0.00
Number of Marine Patrol Hours	0.00
Number of ATV Patrol Hours	0.00
Number of Snowmobile Patrol Hours	0.00
Number of Bicycle Patrol Hours	0.00
Number of Foot Patrol Hours	12.00
Number of School Patrol Hours	0.50

Data source (Daily Activity Reporting System) date: 2020/01/04

Report Generated on:
Jan 6, 2020 2:54:54 PM

Police Services Board Report for POINT EDWARD OPP
2019/Jan to 2019/Dec

Public Complaints	
Policy	0
Service	0
Conduct	0

Date information collected from Professional Standards Bureau Commander Reports: 2020-01-06

Data Source

Ontario Provincial Police, Professional Standards Bureau Commander Reports

- Includes all public policy, service and conduct complaints submitted to the Office of the Independent Police Review Director (OIPRD)

Secondary Employment

Daily Activity Reporting Patrol Hours	
Total Hours	2019/Jan to 2019/Dec
Number of Cruiser Patrol Hours	703.00
Number of Motorcycle Patrol Hours	0.00
Number of Marine Patrol Hours	1.50
Number of ATV Patrol Hours	0.00
Number of Snowmobile Patrol Hours	0.00
Number of Bicycle Patrol Hours	33.00
Number of Foot Patrol Hours	146.50
Number of School Patrol Hours	12.50

Data source (Daily Activity Reporting System) date: 2020/01/04

Report Generated on:
Jan 6, 2020 2:55:20 PM

DETACHMENT INITIATIVES

TARGETED MEDIA RELEASES:

Traffic Sergeant

- Festive and funded RIDE checks
- Intersections / Speed
- Winter driving tips
- Winter tire reminder
- Impaired driving / Festive Season messaging
- Christmas and New Year long weekend traffic initiatives.

Community Service Officer

A total of **11 media releases** were distributed for the months of November and December

Stuff a cruiser event

Toy drive

RIDE Program

- 24 RIDE checks
- 2 Impaired by Alcohol charges
- 1 Prohibited Drive (x3)
- 24 POA HTA charges

Winter driving traffic safety



DETACHMENT INITIATIVES

Community Street Crime

Street crimes unit members in conjunction with Point Edward officers investigate property and drug related crime.

Lambton Crime Unit

Members of the Lambton Crime are dedicated to supporting village officers and investigating major crime incidents in the Village of Point Edward.

Property Checks / Traffic Enforcements

- ⇒ 108 recorded property checks
- ⇒ 13 property related incidents investigated
- ⇒ 19 directed traffic enforcement / complaint reports / collisions
- ⇒ 24 Provincial office notices issued
- ⇒ 2 Impaired drivers removed and charged and suspended

CPTED—Crime Prevention Through Environmental Design

Lambton **OPP Auxiliary Unit** will visit to assess and advise property and business owners how to better secure their property using CPTED principals. A presentation will be scheduled in the new year.

Police responded to 281 calls for service this quarter and 1551 calls for service YTD to 31 December 2019





Ontario
Provincial
Police

FALSE ALARM OCCURRENCE CONFIRMATION

FROM	DATE
Point Edward OPP 102 St. Clair St. Point Edward	01 – 30 Sep 2019
TO	MONTHLY REPORT
The Village of POINT EDWARD	Select Month: NOVEMBER

OCCURRENCE INFORMATION



Occurrence Number:	Date:	Time:	Location:	Officer Attended:	
				YES	NO
LP19271945	02 Sep 19	0531	510 Michigan, Village Variety Opening, accidental	<input checked="" type="checkbox"/>	<input type="checkbox"/>
LP19275539	05 Sep 19	0631	1 Marina Rd. Bridgeview Marina Activated several times, alarm issue	<input checked="" type="checkbox"/>	<input type="checkbox"/>
LP19281626	10 Sep 19	1548	20 Arthur St. Cancelled prior to arrival	<input type="checkbox"/>	<input checked="" type="checkbox"/>
LP19281661	10 Sep 19	1931	125 Kendall St. Purolator, cancelled prior to arrival	<input type="checkbox"/>	<input checked="" type="checkbox"/>
LP19293330	21 Sep 19	0058	709 Lite St. Sarnia Produce, False, all secure	<input checked="" type="checkbox"/>	<input type="checkbox"/>
LP19295756	23 Sep 19	0855	503 Michigan, Ex Servicemen, Accidental	<input checked="" type="checkbox"/>	<input type="checkbox"/>
LP19303242	30 Sep 19	0818	704 Mara St. Dr. Bucton, Accidental, cancelled prior to arrival	<input type="checkbox"/>	<input checked="" type="checkbox"/>

Lambton County Administration:

Signature:

Sgt Tim Ives #9533



Ontario
Provincial
Police

FALSE ALARM OCCURRENCE CONFIRMATION



FROM	DATE
Point Edward OPP 102 St. Clair St. Point Edward	01 - 31 Oct 2019
TO	MONTHLY REPORT
The Village of POINT EDWARD	Select Month: NOVEMBER

OCCURRENCE INFORMATION

Occurrence Number:	Date:	Time:	Location:	Officer Attended:	
				YES	NO
LP19309183	05 Oct 19	1631	500 Errol Rd. SGCC, False fire alarm	<input checked="" type="checkbox"/>	<input type="checkbox"/>
LP19315739	11 Oct 19	1635	1500 Venetian Ave. False fire alarm	<input checked="" type="checkbox"/>	<input type="checkbox"/>
LP19315768	11 Oct 19	1918	807 Michigan St. Accidental	<input checked="" type="checkbox"/>	<input type="checkbox"/>
LP19317062	12 Oct 19	1726	171 Kendall St. False, all secure	<input checked="" type="checkbox"/>	<input type="checkbox"/>
LP19321886	17 Oct 19	0039	125 Kendall St. Purolator, isecure rear door, building cleared	<input checked="" type="checkbox"/>	<input type="checkbox"/>
LP19323792	18 Oct 19	1706	108 Exmouth St. Beasley Machine, Insecure door, secured	<input checked="" type="checkbox"/>	<input checked="" type="checkbox"/>
LP19325784	20 Oct 19	1201	704 MaraSt. Pullutech Enviroquatics, false, cancelled prior to arrival	<input type="checkbox"/>	<input checked="" type="checkbox"/>
LP19328843	23 Oct 19	1335	2 Bridge St. Duty Free, Customer walked through the wrong door setting off alarm	<input checked="" type="checkbox"/>	<input type="checkbox"/>
LP19330282	24 Oct 19	1841	137 Kendall St. Dundee Private Investors, False, all secure	<input checked="" type="checkbox"/>	<input type="checkbox"/>
LP19334933	29 Oct 19	0633	704 Mara St. Dr Bucton, Accidental, cancelled prior to arrival	<input type="checkbox"/>	<input checked="" type="checkbox"/>

Lambton County Administration:	Signature:
Sgt Tim Ives #9533	

Winter driving means be prepared



ADD ANTIFREEZE

Antifreeze can help protect your engine from extreme temperatures and help keep fluids from freezing as cold sets in.



CHECK TIRES

When temperatures fall, air inside tires contracts and causes the pressure inside to drop, which can make tires susceptible to damage.



CHANGE OIL

Colder temperatures can cause motor oil to thicken, which can cause starting problems. Change your oil just before winter to help keep oil flowing easily through your engine to help your car start easier.

WaterSavers car washes use 40 gallons or less of fresh water per car wash – less than the water used for a load of laundry.

These car washes also prevent water pollution by routing waste water through treatment prior to its return to the environment.



WASH AND WAX

Washing and applying a fresh coat of wax before fluctuating temperatures set in can be the first line of defense against ice, salt, sand and slush. Visiting a car wash is also a great way to get the underbelly of the car clean to avoid rusting, which helps maintain the overall value of the vehicle.

Additionally, washing at a car wash regularly in winter can help keep the windshield, mirrors and lights clean, which is important in ensuring the best possible vision for the driver.



REPLACE WIPERS



OPP CONTACT INFORMATION

OPP CALLS FOR SERVICE:

When you need to report an incident or wish to speak with an officer, these numbers will connect you to the nearest OPP Communications Centre throughout Ontario.

1-888-310-1122 1-888-310-1133 (TTY)



9-1-1 EMERGENCY If you call 9-1-1 for an emergency:

- Give your exact location. Include address and town or city as this will enable call taker to either handle the information or transfer you to the proper 9-1-1 centre.
- Give your telephone number including the area code.
- Advise the nature of your call.
- Listen to the call takers instructions - depending on the location and type of incident, you may be transferred.
- Stay on the line until advised to hang up.

DETACHMENT HOURS / CONTACT INFO:

Point Edward	(Municipal)	102 St. Clair Street Point Edward, ON N7V 1N7	519-336-8691 519-336-5011 fax	Mon – Thurs & every other Friday 8-4 pm
Lambton OPP Petrolia	Main Admin Centre	4224 oil Heritage Rd. P.O. Box 400 Petrolia, ON N0N 1R0	519-882-1011 519-882014 fax	Mon – Fri 8-4 pm
St. Clair Township	(Satellite)	392 Lyndoch Street, Corunna, ON N0N 1G0	519-8621544	Mon—Thurs 8-4 pm
Grand Bend	(Summer only)	58 Main Street Grand Bend, ON N0M 1T0	519-238-2345	Summer

CALLING THE DETACHMENT:

- When calling the detachment at the above numbers you will receive an automated greeting.
- **Press 1** if you need to report an incident or speak with an officer.
- **Press 2** if you wish to speak with the administrative personnel during the above noted business hours.

After hours you may leave a non-urgent message that will be followed-up on the next business day.

OUTSIDE PHONE * If you attend an office and the doors are locked or it is after hours – please pick up the phone outside of the detachment and you will be connected directly to the OPP Communications Centre.

LAMBTON CONTACT INFORMATION cont'd

CRIMINAL RECORD CHECKS:

For a complete list of requirements and information on how to apply for Criminal Record Checks, Police Information Checks and Police Vulnerable Sector Checks click the link below;

[Ontario Provincial Police | Criminal Record Checks](#)

CANADIAN ANTI-FRAUD CENTRE:

The [Canadian Anti-Fraud Centre](#) (CAFC) is the central agency in Canada that collects information and criminal intelligence on such matters as mass marketing fraud (i.e.: telemarketing), advance fee fraud (i.e.: West African letters), Internet fraud and identification theft complaints.

If you wish to report a fraud or require information on a possible fraud contact the Canadian anti-fraud centre;

Phone: 1-888-495-8501 OR E-mail: info@antifraudcentre.ca

CRIME STOPPERS:

You may contact Crime Stoppers from anywhere in Ontario at 1-800-222-8477, or by leaving an anonymous Web-Tip at [TipSoft - Web Tips Submission](#)

CITIZENS SELF REPORTING:

You have the option to report select occurrences to the OPP from your computer or mobile device using the OPP's [Citizen Self Reporting](#) system.

Use this system to report:

1. Lost/missing property under \$5,000
2. Stolen license plates or validation stickers
3. Theft from a vehicle under \$5,000
4. Mischief/damage to a vehicle under \$5,000
5. Mischief/damage to property (other than a vehicle) under \$5,000
6. Theft under \$5,000
7. Driving Complaint

FRONTLINE SUPPORT UNIT (FSU):

The Frontline Support Unit (FSU) program is a differential response strategy that focuses on call management. This includes responsibility for the OPP's Citizen Self-Reporting (CSR) system which is an online police reporting system for members of the public to report specific occurrences directly to the OPP via the Internet. The FSU model will offer a call handling alternative for select calls for service allowing the deployment of resources to critical incidents or member engagement in proactive police activities. Through the use of technology, the OPP continues to improve our processes and service delivery in support of its vision.



Point Edward OPP

102 St. Clair St.
Point Edward ON N7V1N7
519.336 8691ph.
Emergency 911

<u>OPP</u>			
<u>PROJECT</u>	<u>COST</u>	<u>TAXES/CONTINGENCY</u>	<u>TOTAL COST</u>
Blinds - Faux Wood - Cameron Paint & Wallpaper	\$ 3,300.00	\$ 429.00	\$ 3,729.00
Painting - Locker Rooms and Kitchen	\$ -	\$ -	\$ -
	\$ 3,300.00	\$ 429.00	\$ 3,729.00
JIM BURNS TO GET ANY CAPITAL REQUESTS/QUOTES			
2019 Quote - Use for 2020 as per Jim			
2 quotes received for blinds - Cameron Paint & Wall paper - Faux Wood Option \$2,782.63 plus est \$500.00 installation			
2 quotes received for blinds - Cameron Paint & Wall paper - Aluminum Option \$2,389.95 plus est \$500.00 installation			

<u>OPP</u>			
<u>PROJECT</u>	<u>COST</u>	<u>TAXES/CONTINGENCY</u>	<u>TOTAL COST</u>
OPP Lighting (conversion to LED outside lights)	\$ 1,650.00	\$ 214.50	\$ 1,864.50
Blinds - Faux Wood - Cameron Paint & Wallpaper	\$ -	\$ -	\$ -
Painting - Locker Rooms and Kitchen	\$ -	\$ -	\$ -
	\$ 1,650.00	\$ 214.50	\$ 1,864.50
JIM BURNS TO GET ANY CAPITAL REQUESTS/QUOTES			
Paul to get pricing for LED lights			
2 quotes received for blinds - Cameron Paint & Wall paper - Faux Wood Option \$2,782.63 plus est \$500.00 installation			
2 quotes received for blinds - Cameron Paint & Wall paper - Aluminum Option \$2,389.95 plus est \$500.00 installation			

<u>OPP</u>			
<u>PROJECT</u>	<u>COST</u>	<u>TAXES/CONTINGENCY</u>	<u>TOTAL COST</u>
Flooring & est moving expense	\$ 15,400.00	\$ 1,540.00	\$ 16,940.00
Estimated Renovations	\$ 20,000.00	\$ 2,000.00	\$ 22,000.00
	\$ -	\$ -	\$ -
	\$ 35,400.00	\$ 3,540.00	\$ 38,940.00
JIM BURNS TO GET ANY CAPITAL REQUESTS/QUOTES			
Opp requesting renovations			
Jim said to put in flooring quote for now plus expenses to move furniture to install carpet			
and to put in an estimate for renovations			

General Ledger

Current Budget Comparison - Revenue and Expense

Fiscal Year Ending: DEC 31,2019 To Period 11 Ending November 30, 2019

Account	Description	Period To Date	YTD Actual	Annual Budget	Budget Remaining	Committed PO's	Budget % Used
Fund: 01 General							
Dept: 6400 OTHER MUNICIPAL GRANTS							
01-6400-0004	OTHER GRNTS-(O) County Policing	0.00	17,964.00	17,964.00	0.00	0.00	100.00
TOTALS		0.00	17,964.00	17,964.00	0.00	0.00	100.00
Dept: 6520 POLICE DEPARTMENT							
01-6520-0001	POLICE - Fee,Misc.Revenues .etc.	246.00	3,770.25	4,500.00	(729.75)	0.00	83.78
01-6520-0002	POLICE - Ride Grants	0.00	5,937.12	6,630.00	(692.88)	0.00	89.55
01-6520-0007	POLICE - OPP CSPT Grant	0.00	1,907.18	0.00	1,907.18	0.00	100.00
TOTALS		246.00	11,614.55	11,130.00	484.55	0.00	104.35
Dept: 6680 FINES							
01-6680-0020	FINES - Animal Infractions	0.00	0.00	0.00	0.00	0.00	0.00
01-6680-0030	FINES-Court Charges	0.00	66.50	100.00	(33.50)	0.00	66.50
01-6680-0100	FINES-Parking Infractions	25.00	320.00	225.00	95.00	0.00	142.22
TOTALS		25.00	386.50	325.00	61.50	0.00	118.92
Total Revenue		271.00	29,965.05	29,419.00	546.05	0.00	101.86
Fund: 01 General							
Dept: 7110 POLICE							
01-7110-0100	POLICE-Telephone	521.81	5,687.40	6,200.00	512.60	0.00	91.73
01-7110-0110	POLICE-Utilities	425.88	4,111.20	6,500.00	2,388.80	0.00	63.25
01-7110-0115	POLICE-Bldg.Mntnce/General Suppl	305.40	12,937.68	16,000.00	3,062.32	0.00	80.86
01-7110-0165	POLICE-Insurance	0.00	4,129.87	4,130.00	0.13	0.00	100.00
01-7110-0180	POLICE-Office Equipment	37.42	1,017.28	2,000.00	982.72	0.00	50.86
01-7110-0460	POLICE - OPP Paid Duty Ride Prog	0.00	5,397.12	6,630.00	1,232.88	0.00	81.40
01-7110-0470	POLICE - OPP Contract Costs	48,427.00	532,697.00	581,128.00	48,431.00	0.00	91.67
TOTALS		49,717.51	565,977.55	622,588.00	56,610.45	0.00	90.91
Dept: 7115 POLICE SERVICES BOARD							
01-7115-0010	POL.SERV.BRD.- Wages	257.25	2,418.15	4,014.00	1,595.85	0.00	60.24
01-7115-0020	POL.SERV.BRD.-Benefits	8.48	74.84	375.00	300.16	0.00	19.96
01-7115-0025	POL.SERV.BRD.-WSIB	8.10	76.14	127.00	50.86	0.00	59.95
01-7115-0030	POL.SERV.BRD.-Conventions	0.00	0.00	2,000.00	2,000.00	0.00	0.00
01-7115-0040	POL.SERV.BRD.-Mileage & Meals	0.00	0.00	500.00	500.00	0.00	0.00
01-7115-0080	POL.SERV.BRD.-MembershipDues	0.00	684.06	700.00	15.94	0.00	97.72
TOTALS		273.83	3,253.19	7,716.00	4,462.81	0.00	42.16
Dept: 8000 CAPITAL EXPENDITURES							
01-8000-0905	CAP.EXP-OPP LED Lighting (BWP)	1,679.04	1,679.04	1,865.00	185.96	0.00	90.03
TOTALS		1,679.04	1,679.04	1,865.00	185.96	0.00	90.03

REPORT SUMMARY

01-6400	OTHER MUNICIPAL GRANTS	0.00	17,964.00	17,964.00	0.00	0.00	100.00
01-6520	POLICE DEPARTMENT	246.00	11,614.55	11,130.00	484.55	0.00	104.35
01-6680	FINES	25.00	386.50	325.00	61.50	0.00	118.92
Total Revenue		271.00	29,965.05	29,419.00	546.05	0.00	101.86

General Ledger

Current Budget Comparison - Revenue and Expense

Fiscal Year Ending: DEC 31,2019 To Period 11 Ending November 30, 2019

Account	Description	Period To Date	YTD Actual	Annual Budget	Budget Remaining	Committed PO's	Budget % Used
01-7110	POLICE	49,717.51	565,977.55	622,588.00	56,610.45	0.00	90.91
01-7115	POLICE SERVICES BOARD	273.83	3,253.19	7,716.00	4,462.81	0.00	42.16
01-8000	CAPITAL EXPENDITURES	1,679.04	1,679.04	1,865.00	185.96	0.00	90.03
Total Expenditure		51,670.38	570,909.78	632,169.00	61,259.22	0.00	90.31
Excess Revenue Over (Under) Expenditures		(51,399.38)	(540,944.73)	(602,750.00)	61,805.27	0.00	89.75

General Ledger

Ledger Detail for Fiscal Year Ending DEC 31,2019 - Posting Date: 11/01/19 To 11/30/19

Pd.	Date	Trace #	Source	Description	Ref	Debits	Credits	Balance
Account: 01-6400-0004 OTHER GRNTS-(O) County Policing								
						Beginning Balance	-17,964.00	
						YTD Account Total		-17,964.00
						Annual Budget		-17,964.00
Account: 01-6520-0001 POLICE - Fee,Misc.Revenues .etc.								
						Beginning Balance	-3,524.25	
11	11/26/19	044901	CREC	Rcpt: 0129582, OPP - SECURITY CLEARANCE CHECKS	6 SECURITY	0.00	-246.00	-3,770.25
						Period 11 Total	0.00	-246.00
						Period Net		-246.00
						YTD Account Total		-3,770.25
						Annual Budget		-4,500.00
Account: 01-6520-0002 POLICE - Ride Grants								
						Beginning Balance	-5,937.12	
						YTD Account Total		-5,937.12
						Annual Budget		-6,630.00
Account: 01-6520-0007 POLICE - OPP CSPT Grant								
						Beginning Balance	-1,907.18	
						YTD Account Total		-1,907.18
						Annual Budget		0.00
Account: 01-6680-0030 FINES-Court Charges								
						Beginning Balance	-66.50	
						YTD Account Total		-66.50
						Annual Budget		-100.00
Account: 01-6680-0100 FINES-Parking Infractions								
						Beginning Balance	-295.00	
11	11/19/19	044852	CREC	Rcpt: 0129530, PARKING TICKET#2364	PARKING	0.00	-10.00	-305.00
11	11/28/19	044920	CREC	Rcpt: 0129601, PARKING TICKET #2365	PARKING	0.00	-15.00	-320.00
						Period 11 Total	0.00	-25.00
						Period Net		-25.00
						YTD Account Total		-320.00
						Annual Budget		-225.00
Account: 01-7110-0100 POLICE-Telephone								
						Beginning Balance	5,165.59	
11	11/15/19	044804	PURCH	BELL CANADA (9000), 110419-OPP	519 336 5011	521.81	0.00	5,687.40
						Period 11 Total	521.81	0.00
						Period Net		521.81

General Ledger

Ledger Detail for Fiscal Year Ending DEC 31,2019 - Posting Date: 11/01/19 To 11/30/19

Pd.	Date	Trace #	Source Description	Ref	Debits	Credits	Balance
					YTD Account Total		5,687.40
					Annual Budget		6,200.00
Account: 01-7110-0110 POLICE-Utilities					Beginning Balance	3,685.32	
11	11/30/19	045008	PURCH ENBRIDGE GAS (UNION GAS), 112719 - OPP	166-1625 155-	141.83	0.00	3,827.15
11	11/30/19	045136	PURCH BLUEWATER POWER DISTRIBUTION , 250004481303	1000975 102	284.05	0.00	4,111.20
Period 11 Total					425.88	0.00	
					Period Net		425.88
					YTD Account Total		4,111.20
					Annual Budget		6,500.00
Account: 01-7110-0115 POLICE-Bldg.Mntnce/General Supplies					Beginning Balance	12,632.28	
11	11/26/19	044892	PURCH CINTAS CANADA LIMITED, 839805698	OPP - 07160 -	142.13	0.00	12,774.41
11	11/28/19	044926	PURCH RONA WILSON PLUMBING & HARDWA, 4568	OPP - PATCH	21.14	0.00	12,795.55
11	11/30/19	045008	PURCH CINTAS CANADA LIMITED, 839812008	OPP - 07160 -	142.13	0.00	12,937.68
Period 11 Total					305.40	0.00	
					Period Net		305.40
					YTD Account Total		12,937.68
					Annual Budget		16,000.00
Account: 01-7110-0165 POLICE-Insurance					Beginning Balance	4,129.87	
					YTD Account Total		4,129.87
					Annual Budget		4,130.00
Account: 01-7110-0180 POLICE-Office Equipment					Beginning Balance	979.86	
11	11/26/19	044892	PURCH CANADIAN SPRINGS, 18991183 112419	OPP -	37.42	0.00	1,017.28
Period 11 Total					37.42	0.00	
					Period Net		37.42
					YTD Account Total		1,017.28
					Annual Budget		2,000.00
Account: 01-7110-0460 POLICE - OPP Paid Duty Ride Program					Beginning Balance	5,397.12	
					YTD Account Total		5,397.12
					Annual Budget		6,630.00

General Ledger

Ledger Detail for Fiscal Year Ending DEC 31,2019 - Posting Date: 11/01/19 To 11/30/19

Pd.	Date	Trace #	Source Description	Ref	Debits	Credits	Balance
Account: 01-7110-0470 POLICE - OPP Contract Costs							
					Beginning Balance	484,270.00	
11	11/20/19	044863	PURCH MINISTRY OF FINANCE, 111411191107031	OPP - Nov	48,427.00	0.00	532,697.00
				Period 11 Total	48,427.00	0.00	
					Period Net		48,427.00
					YTD Account Total		532,697.00
					Annual Budget		581,128.00
Account: 01-7115-0010 POL.SERV.BRD.- Wages							
					Beginning Balance	2,160.90	
11	11/30/19	044958	GLJL NOV PYRLL/BENEFITS PP 22-24	VPE 11-4	257.25	0.00	2,418.15
				Period 11 Total	257.25	0.00	
					Period Net		257.25
					YTD Account Total		2,418.15
					Annual Budget		4,014.00
Account: 01-7115-0020 POL.SERV.BRD.-Benefits							
					Beginning Balance	66.36	
11	11/30/19	044958	GLJL NOV PYRLL/BENEFITS PP 22-24	VPE 11-4	8.48	0.00	74.84
				Period 11 Total	8.48	0.00	
					Period Net		8.48
					YTD Account Total		74.84
					Annual Budget		375.00
Account: 01-7115-0025 POL.SERV.BRD.-WSIB							
					Beginning Balance	68.04	
11	11/30/19	044959	GLJL NOV WSIB ACCRUAL PP 22-24	VPE 11-5	8.10	0.00	76.14
				Period 11 Total	8.10	0.00	
					Period Net		8.10
					YTD Account Total		76.14
					Annual Budget		127.00
Account: 01-7115-0080 POL.SERV.BRD.-MembershipDues							
					Beginning Balance	684.06	
					YTD Account Total		684.06
					Annual Budget		700.00
Account: 01-8000-0905 CAP.EXP-OPP LED Lighting (BWP)							
					Beginning Balance	0.00	
11	11/15/19	044788	PURCH ROBERTS POWER CONTROL, 4600	CAP - LED	1,679.04	0.00	1,679.04
				Period 11 Total	1,679.04	0.00	
					Period Net		1,679.04

General Ledger

Ledger Detail for Fiscal Year Ending DEC 31,2019 - Posting Date: 11/01/19 To 11/30/19

Pd.	Date	Trace #	Source	Description	Ref	Debits	Credits	Balance
						YTD Account Total		1,679.04
						Annual Budget		1,865.00
						Report Summary		
						Balance Forward:		489,545.35
						Total Debits/Credits:	51,670.38	-271.00
						Report Net:		540,944.73

General Ledger

Current Budget Comparison - Revenue and Expense

Fiscal Year Ending: DEC 31,2019 To Period 12 Ending December 31, 2019

Account	Description	Period To Date	YTD Actual	Annual Budget	Budget Remaining	Committed PO's	Budget % Used
Fund: 01 General							
Dept: 6400 OTHER MUNICIPAL GRANTS							
01-6400-0004	OTHER GRNTS-(O) County Policing	0.00	17,964.00	17,964.00	0.00	0.00	100.00
TOTALS		0.00	17,964.00	17,964.00	0.00	0.00	100.00
Dept: 6520 POLICE DEPARTMENT							
01-6520-0001	POLICE - Fee,Misc.Revenues .etc.	247.25	4,017.50	4,500.00	(482.50)	0.00	89.28
01-6520-0002	POLICE - Ride Grants	0.00	5,937.12	6,630.00	(692.88)	0.00	89.55
01-6520-0007	POLICE - OPP CSPT Grant	0.00	1,907.18	0.00	1,907.18	0.00	100.00
TOTALS		247.25	11,861.80	11,130.00	731.80	0.00	106.58
Dept: 6680 FINES							
01-6680-0020	FINES - Animal Infractions	0.00	0.00	0.00	0.00	0.00	0.00
01-6680-0030	FINES-Court Charges	31.00	97.50	100.00	(2.50)	0.00	97.50
01-6680-0100	FINES-Parking Infractions	45.00	365.00	225.00	140.00	0.00	162.22
TOTALS		76.00	462.50	325.00	137.50	0.00	142.31
Total Revenue		323.25	30,288.30	29,419.00	869.30	0.00	102.95
Fund: 01 General							
Dept: 7110 POLICE							
01-7110-0100	POLICE-Telephone	518.70	6,206.10	6,200.00	(6.10)	0.00	100.10
01-7110-0110	POLICE-Utilities	384.21	4,495.41	6,500.00	2,004.59	0.00	69.16
01-7110-0115	POLICE-Bldg.Mntnce/General Suppl	2,578.93	15,516.61	16,000.00	483.39	0.00	96.98
01-7110-0165	POLICE-Insurance	0.00	4,129.87	4,130.00	0.13	0.00	100.00
01-7110-0180	POLICE-Office Equipment	117.48	1,134.76	2,000.00	865.24	0.00	56.74
01-7110-0460	POLICE - OPP Paid Duty Ride Prog	0.00	5,397.12	6,630.00	1,232.88	0.00	81.40
01-7110-0470	POLICE - OPP Contract Costs	48,427.00	581,124.00	581,128.00	4.00	0.00	100.00
TOTALS		52,026.32	618,003.87	622,588.00	4,584.13	0.00	99.26
Dept: 7115 POLICE SERVICES BOARD							
01-7115-0010	POL.SERV.BRD.- Wages	257.25	2,675.40	4,014.00	1,338.60	0.00	66.65
01-7115-0020	POL.SERV.BRD.-Benefits	7.33	82.17	375.00	292.83	0.00	21.91
01-7115-0025	POL.SERV.BRD.-WSIB	8.10	84.24	127.00	42.76	0.00	66.33
01-7115-0030	POL.SERV.BRD.-Conventions	0.00	0.00	2,000.00	2,000.00	0.00	0.00
01-7115-0040	POL.SERV.BRD.-Mileage & Meals	0.00	0.00	500.00	500.00	0.00	0.00
01-7115-0080	POL.SERV.BRD.-MembershipDues	0.00	684.06	700.00	15.94	0.00	97.72
TOTALS		272.68	3,525.87	7,716.00	4,190.13	0.00	45.70
Dept: 8000 CAPITAL EXPENDITURES							
01-8000-0905	CAP.EXP-OPP LED Lighting (BWP)	0.00	1,679.04	1,865.00	185.96	0.00	90.03
TOTALS		0.00	1,679.04	1,865.00	185.96	0.00	90.03
REPORT SUMMARY							
01-6400	OTHER MUNICIPAL GRANTS	0.00	17,964.00	17,964.00	0.00	0.00	100.00
01-6520	POLICE DEPARTMENT	247.25	11,861.80	11,130.00	731.80	0.00	106.58
01-6680	FINES	76.00	462.50	325.00	137.50	0.00	142.31
Total Revenue		323.25	30,288.30	29,419.00	869.30	0.00	102.95

General Ledger

Current Budget Comparison - Revenue and Expense

Fiscal Year Ending: DEC 31,2019 To Period 12 Ending December 31, 2019

Account	Description	Period To Date	YTD Actual	Annual Budget	Budget Remaining	Committed PO's	Budget % Used
01-7110	POLICE	52,026.32	618,003.87	622,588.00	4,584.13	0.00	99.26
01-7115	POLICE SERVICES BOARD	272.68	3,525.87	7,716.00	4,190.13	0.00	45.70
01-8000	CAPITAL EXPENDITURES	0.00	1,679.04	1,865.00	185.96	0.00	90.03
Total Expenditure		52,299.00	623,208.78	632,169.00	8,960.22	0.00	98.58
Excess Revenue Over (Under) Expenditures		(51,975.75)	(592,920.48)	(602,750.00)	9,829.52	0.00	98.37

General Ledger

Ledger Detail for Fiscal Year Ending DEC 31,2019 - Posting Date: 12/01/19 To 12/31/19

Pd.	Date	Trace #	Source	Description	Ref	Debits	Credits	Balance
Account: 01-6400-0004 OTHER GRNTS-(O) County Policing								
						Beginning Balance	-17,964.00	
						YTD Account Total	-17,964.00	
						Annual Budget	-17,964.00	
Account: 01-6520-0001 POLICE - Fee,Misc.Revenues .etc.								
						Beginning Balance	-3,770.25	
12	12/13/19	045082	CREC	Rcpt: 0129956, OPP	SECURITY	0.00	-247.25	-4,017.50
						Period 12 Total	0.00	-247.25
						Period Net		-247.25
						YTD Account Total	-4,017.50	
						Annual Budget	-4,500.00	
Account: 01-6520-0002 POLICE - Ride Grants								
						Beginning Balance	-5,937.12	
						YTD Account Total	-5,937.12	
						Annual Budget	-6,630.00	
Account: 01-6520-0007 POLICE - OPP CSPT Grant								
						Beginning Balance	-1,907.18	
						YTD Account Total	-1,907.18	
						Annual Budget	0.00	
Account: 01-6680-0030 FINES-Court Charges								
						Beginning Balance	-66.50	
12	12/31/19	045312	SALES	VPE - FINES - Court Recovery		0.00	-31.00	-97.50
						Period 12 Total	0.00	-31.00
						Period Net		-31.00
						YTD Account Total	-97.50	
						Annual Budget	-100.00	
Account: 01-6680-0100 FINES-Parking Infractions								
						Beginning Balance	-320.00	
12	12/13/19	045082	CREC	Rcpt: 0129959, PARKING TICKET #1711	PARKING	0.00	-15.00	-335.00
12	12/31/19	045176	CREC	Rcpt: 0130044, VPE - FINES - Parking Tickets-#1709	VPE - FINES -	0.00	-15.00	-350.00
12	12/31/19	045176	CREC	Rcpt: 0130045, VPE - FINES - Parking Tickets-#1712	VPE - FINES -	0.00	-15.00	-365.00
						Period 12 Total	0.00	-45.00
						Period Net		-45.00
						YTD Account Total	-365.00	
						Annual Budget	-225.00	

General Ledger

Ledger Detail for Fiscal Year Ending DEC 31,2019 - Posting Date: 12/01/19 To 12/31/19

Pd.	Date	Trace #	Source Description	Ref	Debits	Credits	Balance
Account: 01-7110-0100			POLICE-Telephone				
					Beginning Balance	5,687.40	
12	12/16/19	045099	PURCH BELL CANADA (9000), 120419-OPP	519 336 5011	518.70	0.00	6,206.10
					Period 12 Total	518.70	0.00
					Period Net		518.70
					YTD Account Total		6,206.10
					Annual Budget		6,200.00
Account: 01-7110-0110			POLICE-Utilities				
					Beginning Balance	4,111.20	
12	12/20/19	045148	PURCH VPE - WATER, 063563	063 7735 102	236.53	0.00	4,347.73
12	12/31/19	045266	PURCH ENBRIDGE GAS (UNION GAS), 123019-OPP	166-1625 155-	147.68	0.00	4,495.41
					Period 12 Total	384.21	0.00
					Period Net		384.21
					YTD Account Total		4,495.41
					Annual Budget		6,500.00
Account: 01-7110-0115			POLICE-Bldg.Mntnce/General Supplies				
					Beginning Balance	12,937.68	
12	12/03/19	044982	PURCH R WILLIAMS, 3922	OPP - Window	76.32	0.00	13,014.00
12	12/05/19	045009	PURCH MINE & YOURS, 100	OPP -	128.20	0.00	13,142.20
12	12/16/19	045108	PURCH CINTAS CANADA LIMITED, 839818585	OPP - 07160 -	142.13	0.00	13,284.33
12	12/31/19	045266	PURCH R WILLIAMS, 3926	OPP - Window	76.32	0.00	13,360.65
12	12/31/19	045266	PURCH CINTAS CANADA LIMITED, 839825116	OPP - 07160 -	142.13	0.00	13,502.78
12	12/31/19	045266	PURCH MINE & YOURS, 101	OPP -	512.87	0.00	14,015.65
12	12/31/19	045309	PURCH LAMBTON CLIMATE CARE, 47908	OPP -	1,500.96	0.00	15,516.61
					Period 12 Total	2,578.93	0.00
					Period Net		2,578.93
					YTD Account Total		15,516.61
					Annual Budget		16,000.00
Account: 01-7110-0165			POLICE-Insurance				
					Beginning Balance	4,129.87	
					YTD Account Total		4,129.87
					Annual Budget		4,130.00
Account: 01-7110-0180			POLICE-Office Equipment				
					Beginning Balance	1,017.28	
12	12/09/19	045029	PURCH BAYSAR OFFICE SOLUTIONS, 20499	CONTRACT	27.40	0.00	1,044.68
12	12/31/19	045266	PURCH BAYSAR OFFICE SOLUTIONS, 20679	CONTRACT	56.19	0.00	1,100.87
12	12/31/19	045266	PURCH CANADIAN SPRINGS, 18991183 122219	OPP -	33.89	0.00	1,134.76

General Ledger

Ledger Detail for Fiscal Year Ending DEC 31,2019 - Posting Date: 12/01/19 To 12/31/19

Pd.	Date	Trace #	Source Description	Ref	Debits	Credits	Balance
Period 12 Total					117.48	0.00	
Period Net							117.48
YTD Account Total							1,134.76
Annual Budget							2,000.00
Account: 01-7110-0460 POLICE - OPP Paid Duty Ride Program							
Beginning Balance						5,397.12	
YTD Account Total							5,397.12
Annual Budget							6,630.00
Account: 01-7110-0470 POLICE - OPP Contract Costs							
Beginning Balance						532,697.00	
12	12/20/19	045137	PURCH MINISTRY OF FINANCE, 111212190944079	OPP - Dec	48,427.00	0.00	581,124.00
Period 12 Total					48,427.00	0.00	
Period Net							48,427.00
YTD Account Total							581,124.00
Annual Budget							581,128.00
Account: 01-7115-0010 POL.SERV.BRD.- Wages							
Beginning Balance						2,418.15	
12	12/31/19	045236	GLJL DEC PYRLL/BENEFITS - PP 25 & 26	VPE 12-3	257.25	0.00	2,675.40
Period 12 Total					257.25	0.00	
Period Net							257.25
YTD Account Total							2,675.40
Annual Budget							4,014.00
Account: 01-7115-0020 POL.SERV.BRD.-Benefits							
Beginning Balance						74.84	
12	12/31/19	045236	GLJL DEC PYRLL/BENEFITS - PP 25 & 26	VPE 12-3	7.33	0.00	82.17
Period 12 Total					7.33	0.00	
Period Net							7.33
YTD Account Total							82.17
Annual Budget							375.00
Account: 01-7115-0025 POL.SERV.BRD.-WSIB							
Beginning Balance						76.14	
12	12/31/19	045237	GLJL DEC WSIB ACCRUAL - PP 25 & 26	VPE 12-4	8.10	0.00	84.24
Period 12 Total					8.10	0.00	
Period Net							8.10
YTD Account Total							84.24
Annual Budget							127.00

General Ledger

Ledger Detail for Fiscal Year Ending DEC 31,2019 - Posting Date: 12/01/19 To 12/31/19

Pd.	Date	Trace #	Source	Description	Ref	Debits	Credits	Balance
-----	------	---------	--------	-------------	-----	--------	---------	---------

Account: 01-7115-0080 POL.SERV.BRD.-MembershipDues

Beginning Balance 684.06

YTD Account Total 684.06

Annual Budget 700.00

Account: 01-8000-0905 CAP.EXP-OPP LED Lighting (BWP)

Beginning Balance 1,679.04

YTD Account Total 1,679.04

Annual Budget 1,865.00

Report Summary

Balance Forward: 540,944.73

Total Debits/Credits: 52,299.00 -323.25

Report Net: 592,920.48